

# GERMAN FILMS IN THE NEW MILLENNIUM

German films on the international market, 2000-2017:  
An overview of release patterns, box-office returns, general trends and  
market shares for German films

by Split Screen Data

## INTRODUCTION

Between the first day of the millennium and the last day of December 2017, cinemagoers in the 15 key territories examined for this Overview shelled out \$1.2 billion to see a German film and almost four times as much (\$7.8 billion) to see a film in which Germany was a minority co-production partner. These are impressive figures, equivalent to the annual GDP of Guinea-Bissau for the former and that of the Eastern European republic of Moldova for the latter.

Impressive as they are, however, the figures clearly represent only a small portion of the world movie market. Over the same period and in the same 15 key territories (see note on Methodology below), box-office totals were in excess of \$300 billion. In these territories, 100% German films and German majority co-productions had a market share of 0.03%; German minority co-productions had a share of just under 2.5%. More details of the shares in individual territories will be published in the main annual Report to which this Overview serves as a preface, and which will be published here later in the summer.

It is important to note that moviegoers in these territories will often not have been aware that they were watching a German produced or co-produced film. Many of those titles which top the charts in Appendix 1 made use of production funding available to international co-producers in Germany through the German Federal Film fund (DFFF) or to German producers under a number of other funding mechanisms to produce films with international casts speaking English, such as THE THREE MUSKETEERS and the RESIDENT EVIL franchise. MUSKETEERS, for example, and two chapters of the EVIL franchise - RETRIBUTION and FINAL CHAPTER - are majority co-productions. This means that at least 50% of the money used to make them came from Germany, which makes them as 'German' as DAS LEBEN DER ANDEREN or DIE ANDERE HEIMAT.

As for minority co-productions, even industry analysts, let alone ordinary cinemagoers, are unlikely to have known as they bought a ticket that the four films which top the list in Appendix 1 - THE HUNGER GAMES: MOCKINGJAY PART 2, SHERLOCK HOLMES, DR SEUSS' HOW THE GRINCH STOLE CHRISTMAS and RUSH HOUR 3 - were films co-produced with Germany. All, however, have German value-chain elements in their production and, along with the arthouse films discussed below, help to make the German film scene both diverse and economically viable. They are a vital part of the mix of movies which makes Germany Europe's third-largest film exporter, after the UK and France, and ahead of similar-sized countries like Italy and Spain.

Table 1: German films box office worldwide, 2000-2017 (\$US)

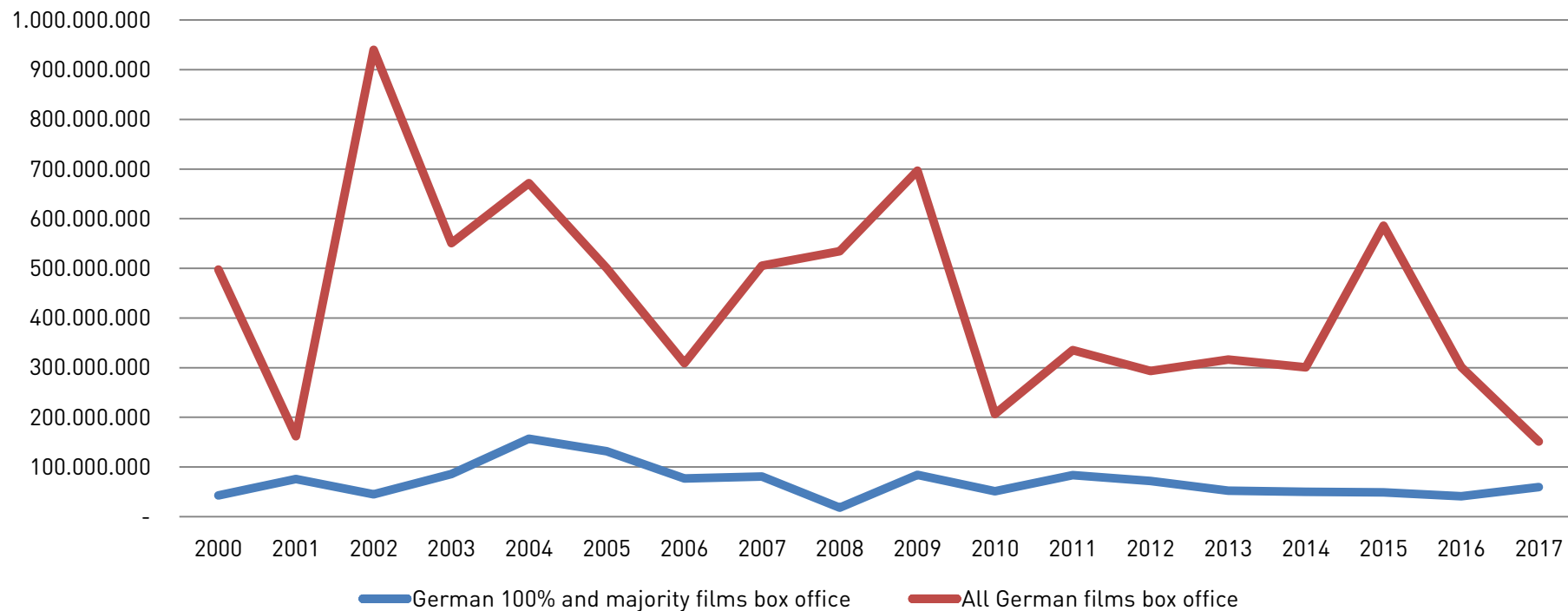


Table 2: German films box office worldwide, 2000-2017 (US\$)

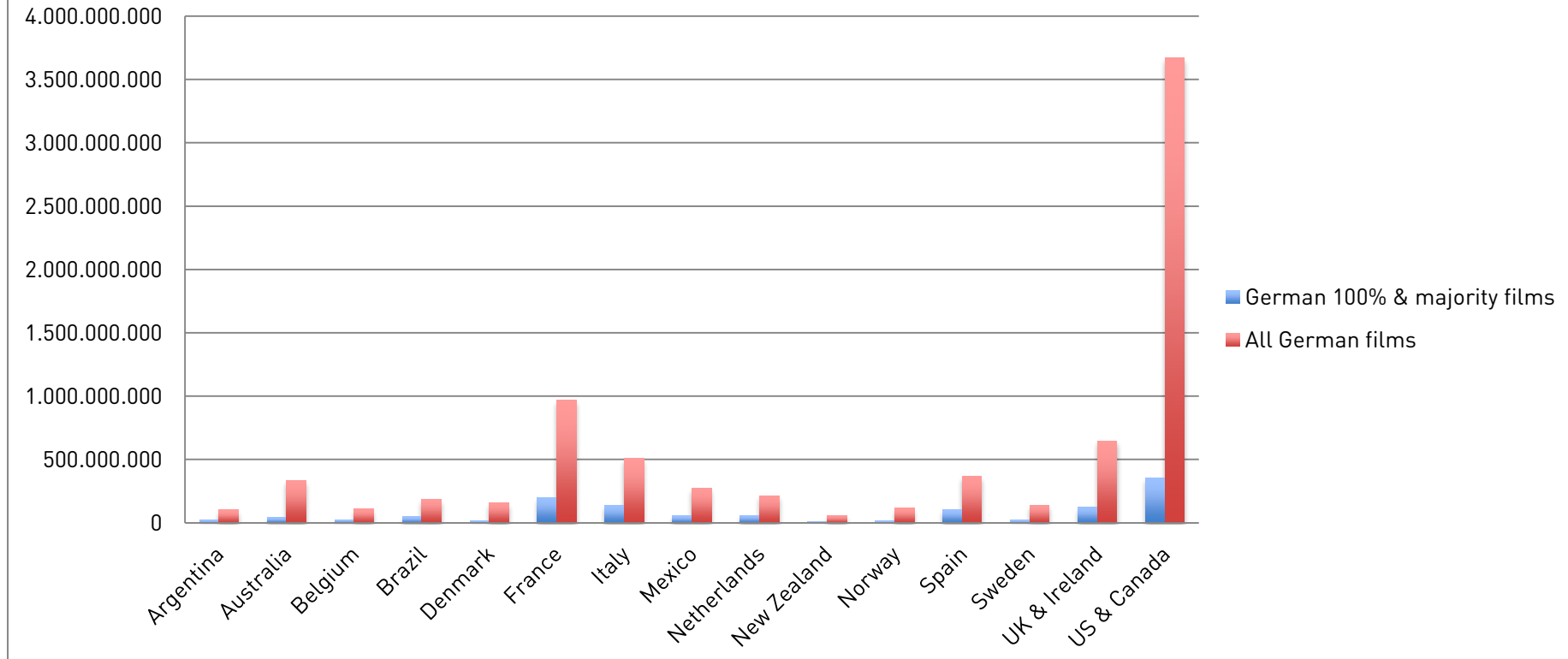


Table 2a: German films box office worldwide (excl US) 2000-2017 (US\$)

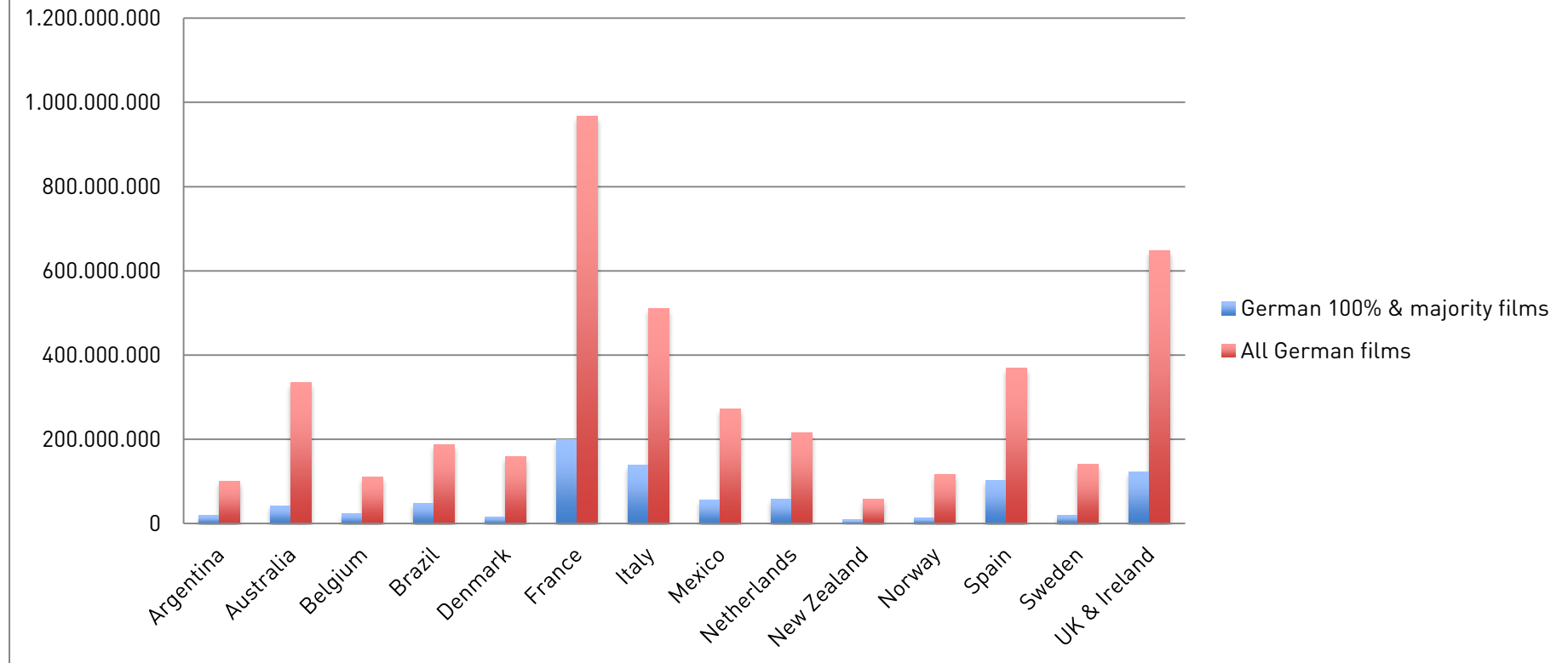
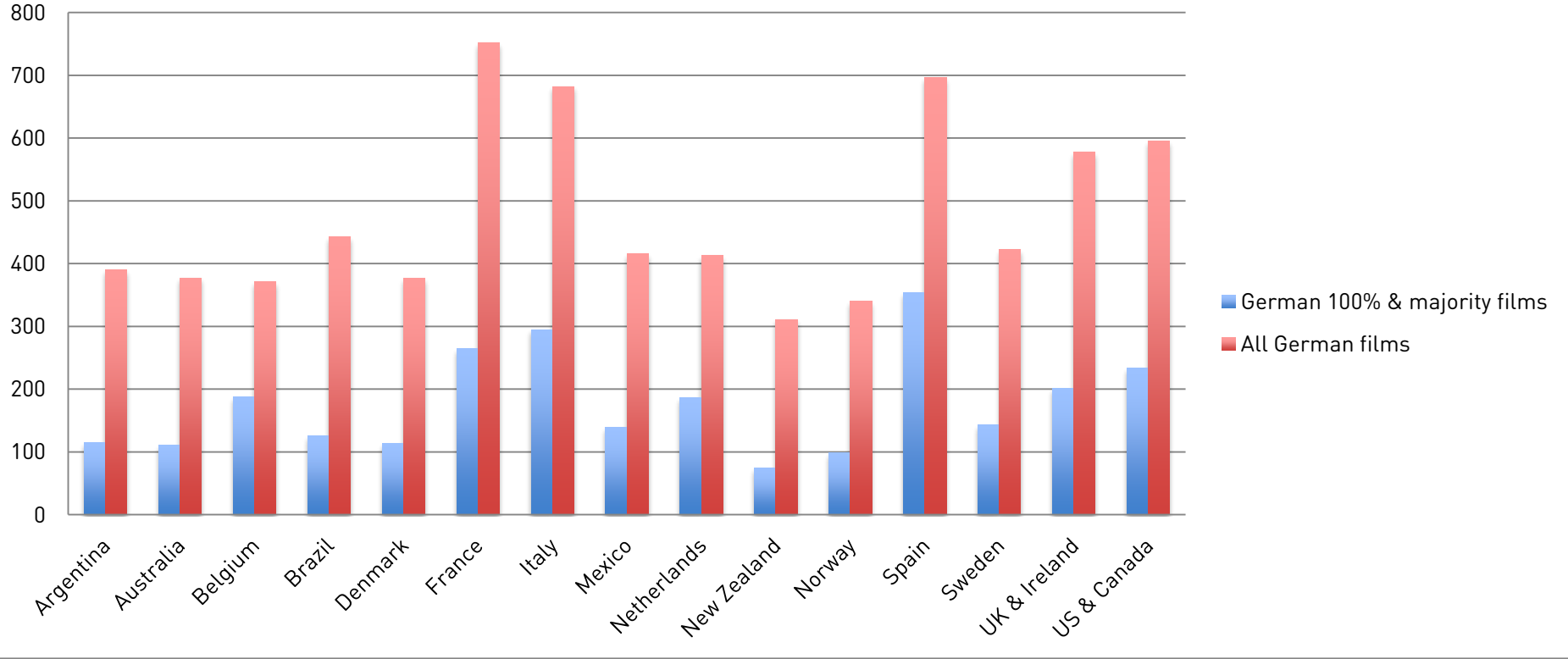


Table 3: German films opening worldwide 2000-2017



## COMMENTS ON TABLES 1 - 3

**Table 1** indicates the variations in German films' market standing from year to year. Higher-than-usual figures are almost always a result of the success of individual English-speaking minority co-productions like those at the top of the list in Appendix 1. In the German-speaking list, only DAS LEBEN DER ANDEREN or DER UNTERGANG performed strongly enough to affect the overall trend in any year. The performance of all other German films and majority co-productions (the blue line) remains stable through the period with, at best, mini-peaks in 2001, 2004 and 2009 and a major trough in 2008.

The 'all films' (red) line has more pronounced peaks in 2002, 2009 and 2015. Minority co-production releases boosting the totals in those years were THE BOURNE IDENTITY (boasting German money and a German co-star in Franka Potente) and 8 MILE (2002); INGLOURIOUS BASTERDS and SHERLOCK HOLMES (2009); and THE HUNGER GAMES: MOCKINGJAY - PART 2 (2015).

The years since then have shown a sharp decline in ticket sales for 'all' German films (both majority and minority co-productions), but especially the latter, revenue from which fell from \$585 million in 2015 to \$151 in 2017. 100% German and majority co-production movies, meanwhile, have remained fairly stable, with revenue varying only between a low of \$41 million in 2016 and a high of \$59 million in 2017.

**Table 2** should provide the basis for detailed comparison of the different markets onto which German films, both majority and minority productions and co-productions, were released between 2000 and 2017, but in reality serve mainly to demonstrate that North America - the US and Canada - still overwhelms the international movie market and will continue to do so until consistent and reliable statistics are available for China. For this reason we have added **Table 2a**, which is Table 2 minus the US and Canada. This adjusted perspective re-emphasises the importance of France, Spain and Italy as markets for German 100% and majority co-production films, with Australia and Mexico above-average performers when it comes to minority co-productions.

**Table 3** compares the number of German films, both 100% and majority co-productions (the blue column) and minority co-productions (red column). In many ways, the number of German films acquired for theatrical release in a territory is as good a guide as are box-office results, since they represent what distributors perceive to be of interest to their audiences at any given time. In Table 3, the red columns (minority co-productions) are mainly indicative of the size of the territory as measured by the number of films released - hence the dominance of major markets such as France, Italy, Spain, the UK and the US. More interesting are the blue columns which reveal the dominance (again) of the same quintet, but also show the appetite for German films in smaller territories such as Belgium and the Netherlands - something which box-office results don't really reveal. This will be further discussed in the main territory-by-territory part of this report.

## INTERIM OBSERVATIONS

- the 15 territories which are the focus of this Overview are neither the world's largest nor in any sense 'typical'. But, taken together, they provide a representative sample of the international film market. Research into a further 16 territories in the main part of this Report reveal closely similar trends. Analysing the 2000-2017 figures for these territories is thus strongly indicative of the market as a whole;
- expressly excluded from both this Overview and the main Report are German-speaking territories Austria and Switzerland. However the German-speaking communities in Belgium and Luxembourg appear to have influenced acquisitions policy in Belgium, accounting for the higher-than-average number of German films released;
- in smaller territories such as the Benelux and Nordic countries, the success of a single 'mainstream' co-production like THE THREE MUSKETEERS or one of the RESIDENT EVIL films can distort the overall figures;
- the fact that the list in Appendix 1 is dominated by English-language movies - the highest-ranked German-language movie is DAS LEBEN DER ANDEREN at No 16, followed by DER UNTERGANG (53) and PHOENIX (80) - is testament to the diversity the German funding system was designed to encourage;
- There has, however, been a marked downturn in the number of Hollywood-produced movies released worldwide which were partly funded in Germany in the second decade of the 21st century;
- the most successful German movies from either group are action/adventure films which have no particular 'German cultural' content. This is, of course, in keeping with box-office trends worldwide: arthouse films are targeted at a niche audience;
- German-language films have their own 'long tail'. The majority of 100% German films are clustered towards the bottom of the box-office table (they account for just one out of the top 50 but make up 11 of the bottom 50);
- animation movies - which travel more easily because they are non-language-specific - feature quite strongly on the list in Appendix 1 but with surprisingly modest returns. The highest-ranked is TARZAN 3D at No 74 with a take of \$19 million. It is significant that the best-performing animated films feature a 'famous' hero, easily out-performing such European films as KONFERENZ DER TIERE and DIE BIENE MAJA;



- films made by directors from the New German Cinema era usually find a release but, with the exception of Wim Wenders (PINA, DON'T COME KNOCKING, BUENA VISTA SOCIAL CLUB ) and Margarethe von Trotta (HANNAH ARENDT, ROSENSTRASSE), do not make it onto the \$1-million-plus list;
- Tom Tykwer is the most successful German director on the list, with the three titles (DAS PARFUM, CLOUD ATLAS, A HOLOGRAM FOR THE KING); with DREI just failing to make the cut. Christian Petzold has begun to emerge over the period surveyed as an international name with BARBARA and, particularly, PHOENIX;
- German films rely on their story and/or background for their international market appeal: something labelled 'a German film' will not attract audiences in the way that, with decades of market presence, a 'French film' will;
- films which are set during or just after WWII or the DDR era appear to appeal to international audiences, accounting for four out of the Top 10 German-language titles in Appendix 1;
- it doesn't seem to be true that a selection for Cannes is the best - or only - route to take to international acclaim. Neither DAS LEBEN DER ANDEREN nor DER UNTERGANG launched with a high-profile festival screening; PHOENIX was launched in Toronto, PINA in Berlin. Of the films in Appendix 1, only DAS WEISSE BAND and TONI ERDMANN premiered on the Croisette.

## NOTE ON METHODOLOGY

The 15 territories used for this Overview are those for which Rentrak has consistent coverage reaching back to the turn of the millennium. There are other territories of which there is detailed coverage, particularly in the second decade of the century, but none for which the full 18-year span is available. Comparing like with like is one of the most consistent challenges in analysing movie-industry trends, and we confront some of them in the main Report due later in the summer, in which several other sources are used. Not in this Overview, however. Only where final information has yet to be published, particularly with regard to the number of annual releases and annual box office, have we drawn on sources other than Rentrak. Revenue from films released in 1999 and from those still in release in 2018 is not included.

### **Appendix 1: Titles that took over \$1 million between 2000 and 2017**

Appendix 1 lists the 243 German films and co-productions that took \$1 million or over at the box office between January 2000 and December 2017 in the 15 countries tracked for this Overview. Entries in red indicate 100% German films or majority co-productions (of which there are 79, accounting for between a third and a half of the total). Those highlighted in yellow (31 - 11.5% of the total) are mainly or wholly German speaking. Not all films played in all territories. But we have only included those that screened in at least two.

### **Appendix 2: Statistical digest of 15 territories between 2000 and 2017**

Also attached is a statistical digest containing the box-office figures for each of the 15 territories, together with the number of German films released, overall releases and German market shares in terms of both numbers of films released and their share of the territory's annual box office. The last line of the final four columns is marked 'n/a' for not applicable' since the figures in the column are yearly percentages which cannot meaningfully be totalled up. Any other use of the abbreviation 'n/a' indicates data is 'not available'.

# Appendix 1

Titles that took over \$1 million between 2000 and 2017

## FILMS WHICH TOOK \$1 MILLION OR MORE AT THE BOX OFFICE

German 100% or majority co-productions in red

German-language films highlighted in yellow

THE HUNGER GAMES: MOCKINGJAY PART 2	455,670,112
SHERLOCK HOLMES	301,024,731
DR SEUSS' HOW THE GRINCH STOLE CHRISTMAS	295,717,682
RUSH HOUR 3	258,130,610
INGLOURIOUS BASTERDS	239,953,650
THE BOURNE SUPREMACY	225,509,895
8 MILE	167,141,832
TROPIC THUNDER	158,170,894
THE BOURNE IDENTITY	155,882,480
THE AVIATOR	143,384,375
HANSEL AND GRETEL: WITCH HUNTERS	132,490,944
RESIDENT EVIL: AFTERLIFE	120,019,591
BRIDGE OF SPIES	114,248,033
BLADE II	109,613,329
UNKNOWN	105,771,761
<b>DAS LEBEN DER ANDEREN</b>	<b>98,924,182</b>
VALKYRIE	96,788,723
RESIDENT EVIL: EXTINCTION	86,583,720
V FOR VENDETTA	85,196,440
<b>RESIDENT EVIL: RETRIBUTION</b>	<b>84,891,008</b>
GANGS OF NEW YORK	82,335,004
RAMBO	78,557,943
THE PIANIST	74,959,976
ASTÉRIX AUX JEUX OLYMPIQUES	73,183,068
RESIDENT EVIL: APOCALYPSE	70,676,375

## FILMS WHICH TOOK \$1 MILLION OR MORE AT THE BOX OFFICE

German 100% or majority co-productions in red

German-language films highlighted in yellow

UNDERWORLD	70,223,318
THE READER	67,939,175
THE BOOK THIEF	67,565,693
RUSH	67,495,170
DUELL - ENEMY AT THE GATES	64,586,737
THE CONSTANT GARDENER	64,043,288
THE THREE MUSKETEERS	62,154,228
THE ORPHAN	61,671,140
LE FABULEUX DESTIN D'AMÉLIE POULAIN	61,249,544
BEND IT LIKE BECKHAM	58,902,619
HOSTAGE	58,852,827
POMPEII	55,392,009
HANNA	53,616,389
RESIDENT EVIL	51,578,440
EARTH	51,381,659
RESIDENT EVIL: FINAL CHAPTER	50,377,441
THE GHOST	50,235,624
CLOUD ATLAS	49,371,953
A MOST WANTED MAN	46,499,627
THE PUNISHER	41,847,918
THE DANISH GIRL	41,323,694
HITMAN: AGENT 47	41,150,859
POINT BREAK	40,770,929
THE LAST KING OF SCOTLAND	40,021,108
AROUND THE WORLD IN 80 DAYS	38,428,585
DIARIOS DE MOTOCICLETA	37,619,333

## FILMS WHICH TOOK \$1 MILLION OR MORE AT THE BOX OFFICE

German 100% or majority co-productions in red

German-language films highlighted in yellow

EDDIE THE EAGLE	37,074,029
<b>DER UNTERGANG</b>	<b>36,600,594</b>
ONE MISSED CALL	36,073,398
WHALE RIDER	35,262,600
LUFTSLOTTET SOM SPRÄNGDES	35,214,273
<b>DAS PARFUM - DIE GESCHICHTE EINES MÖRDERS</b>	<b>34,868,240</b>
SNOWDEN	32,495,954
LE BELLE ET LA BÊTE	30,483,808
<b>A DANGEROUS METHOD</b>	<b>26,571,027</b>
THE BOAT THAT ROCKED	26,391,239
AMOUR	26,110,242
THE UPSIDE OF ANGER	25,760,294
LA RAFLE	25,695,963
WONDER BOYS	25,461,813
88 MINUTES	24,351,839
RACE	23,609,001
THE IN-LAWS	23,289,130
THE QUIET AMERICAN	22,532,000
TRISTAN & ISOLDE	22,229,293
THE WIND THAT SHAKES THE BARLEY	21,809,962
STORMBREAKER	20,858,517
ZWARTBOEK	19,400,156
<b>TARZAN 3D</b>	<b>19,154,697</b>
CARNAGE	19,065,474
KON-TIKI	18,933,899
L'AUTRE CÔTÉ DU LIT	18,335,386

## FILMS WHICH TOOK \$1 MILLION OR MORE AT THE BOX OFFICE

German 100% or majority co-productions in red

German-language films highlighted in yellow

THE JACKET	18,064,561
KONFERENZ DER TIERE	17,962,638
PHOENIX	17,386,165
JOYEUX NOËL	16,307,341
LES CHORISTES	15,552,281
ARN: TEMPELRIDDAREN	15,078,921
CACHÉ	14,804,569
BOAT TRIP	14,706,278
PANDORUM	14,638,008
A CURE FOR WELLNESS	14,315,060
DEN SKALDEDE FRISØR	13,951,632
FAUBOURG 36	13,903,450
PINA	13,573,684
MONGOL	13,571,705
DIE BIENE MAJA - DER KINOFILM	13,514,584
MELANCHOLIA	13,457,684
DAS WEISSE BAND	13,417,350
ELLE	12,999,090
DIE FÄLSCHER	11,836,844
OOOPS! DIE ARCHE IST WEG	11,581,874
KVINDEN I BURET	11,084,504
STREETDANCE 2	10,982,123
THE LAST STATION	10,950,989
GOOD BYE, LENIN!	10,911,196
QUILLS	10,908,290
ASTÉRIX ET OBÉLIX: MISSION CLÉOPÂTRE	10,857,013

## FILMS WHICH TOOK \$1 MILLION OR MORE AT THE BOX OFFICE

German 100% or majority co-productions in red

German-language films highlighted in yellow

<b>NIRGENDWO IN AFRIKA</b>	<b>10,690,757</b>
<b>TONI ERDMANN</b>	<b>9,380,815</b>
ANONYMOUS	9,220,691
WADJDA	9,155,278
THE UGLY DUCKLING AND ME!	9,101,378
CAVE OF FORGOTTEN DREAMS	9,015,090
MAX MANUS	8,962,902
THE SQUARE	8,825,363
<b>LUTHER</b>	<b>8,786,097</b>
<b>HEIDI</b>	<b>8,726,927</b>
SNABBA CASH	8,489,961
CHÉRI	8,358,291
<b>AUF DER ANDEREN SEITE</b>	<b>8,266,493</b>
FRANTZ	8,234,977
LE HAVRE	8,152,669
<b>DER MEDICUS</b>	<b>7,891,199</b>
CHASSEURS DE DRAGONS	7,823,914
A HOLOGRAM FOR THE KING	7,732,558
DOKTOR PROKTORS PROMPEPULVER	7,536,428
<b>FRIEND REQUEST</b>	<b>7,479,704</b>
NIKO - LENTÄJÄN POIKA	7,378,584
<b>HANNAH ARENDT</b>	<b>7,352,208</b>
<b>SOUL KITCHEN</b>	<b>7,136,266</b>
DANCER IN THE DARK	6,979,155
HAPPY FAMILY	6,978,253
<b>DAS BAADER MEINHOF COMPLEX</b>	<b>6,933,569</b>



## FILMS WHICH TOOK \$1 MILLION OR MORE AT THE BOX OFFICE

German 100% or majority co-productions in red

German-language films highlighted in yellow

MUSTANG	6,909,283
LES SAISONS	6,907,031
DER KLEINE EISBÄR	6,592,090
NIKO 2 - LENTÄJÄVELJEKSET	6,449,627
ET SI ON VIVAIT TOUS ENSEMBLE?	6,364,664
LAWS OF ATTRACTION	6,179,398
BARBARA	5,945,351
ANTICHRIST	5,845,478
OPEN WATER	5,789,311
CLOUDS OF SILS MARIA	5,670,734
TRANSSIBERIAN	5,485,883
L'AVENIR	5,471,705
SÉRAPHINE	5,433,994
LA SOLITUDINE DEL NUMERI PRIMI	5,369,517
IM LABYRINTH DES SCHWEIGENS	5,315,153
2 DAYS IN NEW YORK	5,258,059
DIE WELLE	5,097,002
FUNNY GAMES	5,080,903
SEVERANCE	5,045,526
GOODBYE BAFANA	4,805,027
KIS UKUYSU	4,732,496
LE SILENCE DE LORNA	4,721,815
VIER MINUTEN	4,593,854
MAPS TO THE STARS	4,584,352
DIPLOMATIE	4,496,897
THE CONTRACT	4,370,957

## FILMS WHICH TOOK \$1 MILLION OR MORE AT THE BOX OFFICE

German 100% or majority co-productions in red

German-language films highlighted in yellow

<b>DIE GROSSE STILLE</b>	<b>4,269,653</b>
<b>CITIZENFOUR</b>	<b>4,114,787</b>
AN	4,088,437
3 COEURS	4,004,755
POULET AUX PRUNES	3,981,176
ENTRE LOBOS	3,857,128
WALTZ WITH BASHIR	3,840,010
ONLY LOVERS LEFT ALIVE	3,692,219
<b>ÜBERFLIEGER : KLEINE VÖGEL - GROSSES GEKLAPPER</b>	<b>3,663,677</b>
<b>DIE GESCHICHTE DES WEINENDEN KAMEL</b>	<b>3,586,237</b>
<b>NIGHT TRAIN TO LISBON</b>	<b>3,558,368</b>
THE NILE HILTON INCIDENT	3,442,352
<b>SOPHIE SCHOLL - DIE LETZTEN TAGE</b>	<b>3,408,312</b>
2 DAYS IN PARIS	3,321,368
DOA	3,202,605
MARIA LARSSONS ÖGENBLICK	3,161,865
WELCOME TO COLLINWOOD	3,101,208
PETTSON OCH FINDUS 3: TOMTEMASKINEN	3,094,723
THE OTHER SIDE OF HOPE	3,080,434
<b>DIE DREI RÄUBER</b>	<b>3,068,483</b>
COLLIDE	3,043,049
COCHON DE GAZA	2,946,693
<b>THE LITTLE VAMPIRE 3D</b>	<b>2,816,940</b>
<b>HECTOR AND THE SEARCH FOR HAPPINESS</b>	<b>2,785,971</b>
THE PATIENCE STONE	2,784,927
THE VOICES	2,767,026

## FILMS WHICH TOOK \$1 MILLION OR MORE AT THE BOX OFFICE

German 100% or majority co-productions in red

German-language films highlighted in yellow

PETTSON & FINDUS - KATTEN OCH GUBBENS ÅR	2,735,945
EXTREME OPS	2,728,758
BIG GAME	2,689,576
DISCO ORMENE	2,653,998
WÜSTENBLUME	2,549,606
MR. NOBODY	2,501,540
HOLY MOTORS	2,454,147
HEXE LILLI - DIE REISE NACH MANDOLAN	2,443,808
ELLES	2,402,807
PETTSON & FINDUS - GLÖMLIGHETER	2,376,881
BACK TO GAYA	2,369,113
LA RELIGIEUSE	2,243,633
TANZTRÄUME	2,213,979
ETZ LIMON	2,190,880
IRON SKY	2,169,124
THE WHISTLEBLOWER	2,070,828
HAPPY END	1,992,319
MAMMOTH	1,988,282
DIE WEISSE MASSAI	1,988,093
WICKIE UND DIE STARKEN MÄNNER	1,983,593
ALONE IN BERLIN	1,975,443
LORE	1,946,216
THE GATEKEEPERS	1,920,636
BRIMSTONE	1,896,516
DON'T COME KNOCKING	1,871,234
IN DARKNESS	1,863,035

## FILMS WHICH TOOK \$1 MILLION OR MORE AT THE BOX OFFICE

German 100% or majority co-productions in red

German-language films highlighted in yellow

GEGEN DIE WAND	1,835,806
DER 7BTE ZWERG	1,832,516
LOURDES	1,802,183
TODOS TENEMOS UN PLAN	1,798,694
BUENA VISTA SOCIAL CLUB	1,795,926
DIE FETTEN JAHRE SIND VORBEI	1,761,054
DER STAAT GEGEN FRITZ BAUER	1,652,858
UNA MUJER FANTÁSTICA	1,648,999
VICTORIA	1,647,781
KIRSCHBLÜTEN - HANAMI	1,609,941
ALMANYA - WILLKOMMEN IN DEUTSCHLAND	1,523,656
DER MONDMANN	1,515,533
ELEMENTARTEILCHEN	1,478,097
ELSER - ER HÄTTE DIE WELT VERÄNDERT	1,467,321
LE JEUNE KARL MARX	1,457,718
LA JOUEUSE	1,452,088
MR. GAGA	1,414,971
DAS ENDE IST MEIN ANFANG	1,413,905
UN AMOUR DE JEUNESSE	1,378,002
MICHAEL KOHLAAS	1,361,370
DIE PÄPSTIN	1,359,916
ER IST WIEDER DA	1,303,690
COLONIA DIGNIDAD - ES GIBT KEIN ZURÜCK	1,249,964
OH BOY	1,220,429
BON APPÉTIT	1,216,968
LAURAS STERN	1,192,041

## FILMS WHICH TOOK \$1 MILLION OR MORE AT THE BOX OFFICE

German 100% or majority co-productions in red

German-language films highlighted in yellow

TABU	1,190,050
WICKIE AUF GROSSER FAHRT	1,143,872
WOMEN WITHOUT MEN	1,283,813
URMEL VOLL IN FAHRT	1,078,623
URMEL AUS DEM EIS	1,077,931
LEBANON	1,065,244
HUMAN FLOW	1,042,135
THE FUTURE	1,022,506
ROSENSTRASSE	1,019,357
MADAME BOVARY	1,005,015

# Appendix 2

Statistical digest for each of the 15 territories analysed

## ARGENTINA, 2000-2017

Year	Majority German releases	All German releases	Majority German films box office (US\$)	All German films box office (US\$)	All releases	All box office (million US\$)	Majority German films % releases share	All German films % releases share	Majority German films % box office share	All German films % box office share
2000	1	5	732.406	2.105.463	176	163,30	0,57	2,80	0,45	1,29
2001	7	13	839.154	1.757.910	193	152,04	3,63	6,75	0,55	1,16
2002	3	14	58.764	2.112.613	181	46,64	1,66	7,73	0,12	3,27
2003	3	20	188.727	2.433.081	188	62,59	1,60	10,64	0,30	3,89
2004	4	19	717.737	3.447.699	201	91,11	2,00	9,45	0,79	3,78
2005	7	21	2.076.188	5.980.120	193	84,04	3,60	10,88	2,47	7,12
2006	6	24	150.027	1.970.093	204	94,06	2,94	11,76	0,16	2,09
2007	5	20	1.339.095	3.806.863	237	197,92	2,11	8,44	0,68	0,68
2008	2	15	527.135	19.987.758	258	373,90	0,78	5,81	0,14	5,35
2009	10	28	3.644.410	19.243.020	292	454,19	3,42	9,59	0,80	4,24
2010	7	25	984.252	14.157.188	284	657,43	2,46	8,80	0,15	2,15
2011	3	18	1.656.954	3.871.236	313	226,98	0,96	5,75	0,73	1,71
2012	4	22	3.108.820	5.719.359	310	217,40	1,29	7,10	1,43	2,63
2013	4	13	858.891	6.106.026	370	260,27	1,08	3,51	0,33	2,35
2014	5	20	1.032.680	4.270.722	322	234,70	1,56	6,21	0,44	1,82
2015	11	28	254.928	976.396	325	212,44	3,38	8,62	0,12	0,46
2016	7	27	358.658	1.685.380	403	267,40	1,74	6,70	0,13	0,63
2017	11	24	472.624	702.993	324	196,40	3,56	7,41	0,24	0,44
<b>Average</b>	6	20	1.055.636	5.574.107	265	221,82	2,13	7,66	0,56	2,50
<b>Total</b>	100	356	19.001.450	100.333.920	4.774	3.992,81	n/a	n/a	n/a	n/a

## AUSTRALIA, 2000-2017

Year	Majority German releases	All German releases	Majority German films box office (US\$)	All German films box office (US\$)	All releases	All box office (million US\$)	Majority German films % releases share	All German films % releases share	Majority German films % box office share	All German films % box office share
2000	5	10	635.386	4.557.041	250	385,20	2,00	4,00	0,16	1,18
2001	5	15	1.894.384	9.656.294	245	414,49	2,04	6,12	0,46	2,33
2002	3	20	410.879	29.846.931	258	474,61	1,16	7,75	0,09	6,29
2003	7	26	1.913.186	31.007.497	268	630,98	2,60	9,70	0,30	4,91
2004	5	15	4.141.272	23.591.694	318	708,75	1,57	4,72	0,58	3,33
2005	8	21	3.921.173	18.785.733	329	596,72	2,43	6,38	0,66	3,15
2006	6	20	828.563	12.246.135	333	682,36	1,80	6,00	0,12	1,77
2007	4	12	2.871.034	18.846.553	317	785,44	1,26	3,79	0,37	2,40
2008	1	13	521.377	11.444.756	324	661,12	0,31	4,01	0,11	1,73
2009	2	15	3.149.978	40.254.593	356	979,73	0,56	4,21	0,40	4,11
2010	6	15	2.658.596	19.777.853	328	1.109,69	1,83	4,57	0,23	1,78
2011	4	21	4.484.376	18.147.835	343	1.149,84	1,17	6,12	0,39	1,58
2012	6	26	5.510.280	32.117.935	423	1.172,40	1,42	6,15	0,47	2,74
2013	5	16	1.767.222	19.543.574	422	981,79	1,18	3,79	0,18	1,99
2014	9	22	2.378.646	23.534.817	407	880,98	2,21	5,41	0,27	2,90
2015	6	15	1.432.176	3.806.980	418	895,11	1,44	3,59	0,16	0,43
2016	8	28	272.481	12.505.101	422	937,16	1,90	6,64	0,03	1,33
2017	9	18	3.114.675	4.398.170	630	1.468,90	1,43	2,85	0,21	0,30
<b>Average</b>	6	18	2.328.094	18.559.416	355	828,63	1,57	5,32	0,29	2,46
<b>Total</b>	99	328	41.905.684	334.069.492	6.391	14.915,27	n/a	n/a	n/a	n/a



## BELGIUM, 2000-2017

Year	Majority German releases	All German releases	Majority German films box office (US\$)	All German films box office (US\$)	All releases	All box office (million US\$)	Majority German films % releases share	All German films % releases share	Majority German films % box office share	All German films % box office share
2000	3	11	116.533	2.141.547	310	118,44	0,97	3,55	0,11	1,81
2001	7	18	1.413.462	5.213.645	315	116,59	2,22	5,71	1,21	4,47
2002	4	18	150.256	9.603.528	297	177,49	1,35	6,06	0,08	5,41
2003	10	24	1.248.435	7.739.714	348	166,12	2,97	6,90	0,75	4,66
2004	10	24	1.912.698	7.822.624	386	192,19	2,59	6,22	0,10	4,07
2005	14	34	3.888.446	8.045.508	379	152,02	3,69	8,97	2,56	5,29
2006	14	31	2.558.074	6.726.887	416	190,56	2,97	7,45	1,34	3,53
2007	12	36	1.771.536	5.321.187	447	188,95	2,68	8,05	0,94	2,82
2008	9	34	294.994	8.546.389	434	177,89	2,07	7,83	0,17	4,80
2009	8	42	1.432.468	9.020.846	468	193,91	1,71	8,97	0,74	4,65
2010	12	33	1.246.200	4.569.400	417	181,70	2,88	7,91	0,69	2,51
2011	17	46	2.508.831	5.262.426	426	203,97	4,00	10,80	1,23	2,58
2012	7	28	1.153.452	5.714.661	387	202,36	1,81	7,24	0,57	2,82
2013	13	41	984.915	6.889.126	452	218,87	2,88	9,07	0,45	3,15
2014	12	34	1.157.970	9.937.586	405	210,54	2,96	8,40	0,55	4,72
2015	10	28	629.374	3.105.340	350	185,11	2,86	8,00	0,34	1,68
2016	7	23	385.091	3.074.326	415	164,00	1,69	5,54	0,23	1,87
2017	6	18	75.384	1.224.847	324	191,59	1,85	5,56	0,07	3,87
<b>Average</b>	10	29	1.273.784	6.108.866	388	179,57	2,45	7,35	0,67	3,60
<b>Total</b>	175	523	22.928.119	109.959.587	6.976	3.232,30	n/a	n/a	n/a	n/a

## BRAZIL, 2000-2017

Year	Majority German releases	All German releases	Majority German films box office (US\$)	All German films box office (US\$)	All releases	All box office (million US\$)	Majority German films % releases share	All German films % releases share	Majority German films % box office share	All German films % box office share
2000	n/a	n/a	n/a	n/a	n/a	n/a	n/a	n/a	n/a	n/a
2001	n/a	n/a	n/a	n/a	153	n/a	n/a	n/a	n/a	n/a
2002	5	20	79.584	4.235.547	197	150,44	2,54	10,15	0,05	2,82
2003	10	30	1.360.954	5.744.652	214	224,08	4,67	14,02	0,61	1,22
2004	10	24	3.431.002	8.583.556	277	281,96	3,61	8,66	1,22	3,04
2005	9	22	3.644.811	9.022.747	288	282,52	3,13	7,64	1,29	3,19
2006	8	29	957.606	6.085.642	337	324,75	2,46	8,61	0,29	1,87
2007	5	24	1.294.648	9.882.718	325	401,66	1,54	7,38	0,32	2,46
2008	5	19	440.448	12.917.418	325	413,36	1,54	5,85	0,11	3,12
2009	4	11	1.394.186	14.232.209	317	557,71	1,26	3,47	0,25	2,56
2010	4	7	720.771	11.952.378	328	755,29	1,22	2,13	0,10	1,58
2011	7	11	9.780.602	13.332.155	333	758,01	2,10	3,30	1,29	1,76
2012	5	17	10.592.920	14.769.571	331	803,77	1,51	5,13	1,32	1,84
2013	7	17	5.118.048	31.226.242	397	753,13	1,76	4,28	0,68	4,12
2014	3	26	5.854.967	26.719.673	374	744,66	0,80	6,95	0,79	3,59
2015	10	18	2.199.195	4.025.845	385	586,78	2,60	4,68	0,37	0,69
2016	8	31	660.514	5.445.474	434	744,70	1,38	7,37	0,09	0,73
2017	9	48	715.776	8.404.061	433	844,00	0,43	5,69	0,08	1,00
<b>Average</b>	7	22	3.015.377	11.661.243	321	539,18	2,07	6,58	0,55	2,22
<b>Total</b>	109	354	48.246.032	186.579.888	5.448	8.626,82	n/a	n/a	n/a	n/a

## DENMARK, 2000-2017

Year	Majority German releases	All German releases	Majority German films box office (US\$)	All German films box office (US\$)	All releases	All box office (million US\$)	Majority German films % releases share	All German films % releases share	Majority German films % box office share	All German films % box office share
2000	4	10	92.767	3.628.456	192	69,97	2,08	5,21	0,13	5,19
2001	4	5	318.956	390.268	172	77,57	2,33	2,91	0,41	0,50
2002	5	16	136.879	3.202.114	207	104,27	2,42	7,73	0,13	3,07
2003	6	15	354.535	1.215.197	210	123,06	2,86	7,14	0,29	0,98
2004	6	17	2.670.066	8.860.785	237	141,86	2,53	7,17	1,88	6,25
2005	9	28	4.171.650	20.240.100	231	124,64	3,90	12,12	3,34	16,24
2006	9	24	2.347.936	8.784.982	233	149,38	3,86	10,30	1,57	5,88
2007	7	24	1.395.559	12.543.436	236	160,23	2,97	10,17	0,87	7,83
2008	1	15	126.729	10.937.757	212	169,25	0,47	7,08	0,08	6,46
2009	4	17	135.453	28.463.391	206	134,71	1,94	8,25	0,10	21,13
2010	5	15	77.158	1.468.901	200	161,33	2,50	10,50	0,05	0,91
2011	8	20	137.147	1.602.034	259	175,83	3,09	7,72	0,78	0,91
2012	3	16	127.670	25.821.495	222	145,08	1,35	7,21	0,88	17,80
2013	5	18	1.012.824	2.293.610	217	187,56	2,30	8,29	0,54	1,22
2014	5	21	26.502	3.318.006	191	176,68	2,62	11,00	0,05	1,88
2015	5	21	280.784	7.736.442	199	175,49	2,51	10,55	0,16	2,53
2016	4	24	1.805.820	15.012.159	215	166,40	3,26	11,16	1,09	9,02
2017	8	20	541.886	2.473.148	229	190,76	3,49	8,73	0,29	1,30
<b>Average</b>	5	18	875.573	8.777.349	215	146,34	2,58	8,51	0,70	6,06
<b>Total</b>	98	326	15.760.321	157.992.281	3.868	2.634,07	n/a	n/a	n/a	n/a

## FRANCE, 2000-2017

Year	Majority German releases	All German releases	Majority German films box office (US\$)	All German films box office (US\$)	All releases	All box office (million US\$)	Majority German films % releases share	All German films % releases share	Majority German films % box office share	All German films % box office share
2000	10	22	5.898.249	25.621.400	600	951,06	1,67	3,67	0,62	2,69
2001	11	25	1.345.670	15.354.707	572	1.147,91	1,92	4,37	0,12	1,34
2002	8	23	1.979.999	159.987.993	537	1.051,50	1,49	4,28	1,34	15,22
2003	3	16	9.547.804	46.273.625	609	1.255,09	0,49	3,12	0,76	3,69
2004	16	34	17.128.102	65.274.235	641	1.531,17	2,50	5,30	1,12	4,26
2005	14	46	15.196.142	62.705.852	655	1.216,46	2,14	7,02	1,25	5,15
2006	16	43	11.515.496	35.141.563	675	1.479,59	2,07	6,37	0,78	2,38
2007	17	40	20.882.033	65.145.234	649	1.539,57	2,62	6,16	1,35	2,28
2008	17	27	5.248.000	114.640.000	671	1.577,56	2,53	4,02	0,33	7,27
2009	16	36	13.238.560	55.957.810	704	1.767,48	2,27	5,11	0,75	3,17
2010	17	39	6.648.000	28.140.000	693	1.422,00	2,45	5,62	0,47	1,91
2011	19	61	21.193.900	43.690.937	692	1.781,00	2,75	8,82	1,19	2,45
2012	12	40	8.580.000	37.796.578	730	1.716,00	1,64	5,48	0,50	2,20
2013	18	39	10.432.800	32.290.290	803	1.656,00	2,24	4,86	0,63	1,95
2014	19	57	7.724.640	66.042.227	791	1.609,30	2,40	7,21	0,48	4,10
2015	23	61	17.396.400	29.865.490	792	1.449,70	2,90	7,70	1,20	2,06
2016	16	45	20.882.033	65.145.234	826	1.540,00	1,82	5,45	1,36	4,24
2017	19	49	4.934.410	18.090.919	767	1.640,00	2,48	6,39	0,30	1,24
<b>Average</b>	15	39	11.098.457	53.731.338	689	1.462,86	2,13	5,61	0,78	3,76
<b>Total</b>	271	703	199.772.238	967.164.094	12.407	26.331,39	n/a	n/a	n/a	n/a

## ITALY, 2000-2017

Year	Majority German releases	All German releases	Majority German films box office (US\$)	All German films box office (US\$)	All releases	All box office (million US\$)	Majority German films % releases share	All German films % releases share	Majority German films % box office share	All German films % box office share
2000	5	12	5.779.320	8.983.644	426	580,85	1,17	2,82	0,99	1,55
2001	6	17	4.167.609	9.065.144	398	675,28	1,51	4,27	0,62	1,34
2002	15	32	7.298.893	41.620.704	395	677,25	3,80	8,10	1,08	1,34
2003	7	18	27.214.169	45.638.874	421	774,90	1,66	4,28	3,51	5,89
2004	10	27	7.693.731	32.519.749	369	892,35	2,71	7,32	0,86	3,64
2005	10	20	5.510.264	15.625.786	391	724,52	2,56	5,12	0,76	2,16
2006	13	34	6.833.707	16.842.589	383	840,84	3,39	14,10	0,81	2,00
2007	21	54	8.779.509	18.058.430	375	978,05	5,60	14,40	0,90	1,85
2008	7	17	4.153.380	29.207.640	367	895,86	1,91	4,63	0,46	3,26
2009	8	29	8.894.100	118.201.300	339	966,79	2,36	8,55	0,92	12,23
2010	8	17	16.293.528	23.662.800	338	965,97	2,37	5,03	1,67	2,45
2011	8	18	8.860.163	28.099.003	357	860,21	2,24	5,04	1,03	3,27
2012	4	19	2.492.628	13.155.510	376	803,88	1,06	5,05	0,31	1,64
2013	6	18	6.510.797	20.538.375	415	891,89	1,45	4,34	0,73	2,30
2014	12	41	6.975.456	28.100.032	457	726,61	2,63	8,97	0,96	3,87
2015	17	31	3.624.250	21.037.729	477	724,85	3,56	6,50	0,50	2,9
2016	11	44	5.958.532	22.996.324	494	722,93	2,24	8,94	0,82	3,18
2017	49	102	5.441.551	16.540.542	536	647,00	9,70	19,02	0,90	2,56
<b>Average</b>	12	31	8.136.953	28.327.454	406	797,22	2,88	7,58	0,99	3,21
<b>Total</b>	217	550	138.328.207	509.894.175	7.314	14.350,03	n/a	n/a	n/a	n/a

## MEXICO, 2000-2017

Year	Majority German releases	All German releases	Majority German films box office (US\$)	All German films box office (US\$)	All releases	All box office (million US\$)	Majority German films % releases share	All German films % releases share	Majority German films % box office share	All German films % box office share
2000	6	10	393.712	7.094.715	242	n/a	2,47	4,13	n/a	n/a
2001	6	15	2.627.385	6.893.391	250	441,00	2,40	6,00	0,60	1,56
2002	9	30	1.405.747	15.377.683	260	445,00	3,46	8,33	0,32	3,46
2003	13	39	4.017.715	23.356.544	280	391,00	4,64	13,93	1,03	5,97
2004	11	31	5.348.887	17.153.970	278	484,00	3,94	11,15	1,10	3,54
2005	10	23	5.576.207	18.188.557	279	535,00	3,58	8,24	1,04	3,50
2006	8	27	2.081.177	13.651.951	298	517,00	2,68	9,06	0,40	2,64
2007	10	28	5.849.192	21.096.374	305	611,30	3,28	9,18	0,96	3,45
2008	3	9	1.118.043	13.221.685	326	668,80	0,92	2,86	0,17	1,98
2009	3	11	1.078.415	16.551.106	307	561,40	0,98	3,58	0,19	2,95
2010	6	17	1.071.843	14.964.372	313	714,40	1,92	5,43	0,15	0,21
2011	1	15	2.638.338	7.497.697	321	788,20	0,31	4,67	0,15	0,95
2012	7	24	13.176.009	18.489.888	319	779,10	2,19	4,39	1,65	2,37
2013	6	16	153.360	21.424.982	364	912,20	1,65	4,40	0,24	1,25
2014	8	23	4.508.424	22.540.516	330	840,00	2,42	6,97	0,53	2,68
2015	7	16	3.076.346	9.059.520	414	842,80	1,69	3,86	0,36	1,07
2016	9	28	278.066	12.276.414	407	792,00	2,21	6,88	0,04	1,55
2017	8	27	1.146.970	13.581.342	424	897,60	1,89	6,37	0,13	1,51
<b>Average</b>	7	22	3.085.880	15.134.484	318	660,05	2,37	6,64	0,53	2,39
<b>Total</b>	131	389	55.545.836	272.420.707	5.717	11.220,80	n/a	n/a	n/a	n/a

## NETHERLANDS, 2000-2017

Year	Majority German releases	All German releases	Majority German films box office (US\$)	All German films box office (US\$)	All releases	All box office (million US\$)	Majority German films % releases share	All German films % releases share	Majority German films % box office share	All German films % box office share
2000	7	12	404.422	7.218.515	219	136,70	3,20	5,48	0,30	5,28
2001	7	17	1.471.410	4.264.816	244	159,00	2,87	6,97	0,93	2,68
2002	6	23	1.815.664	12.387.634	263	164,30	2,28	8,75	1,11	7,54
2003	6	22	2.728.341	10.429.911	269	205,40	2,23	8,18	1,33	5,08
2004	17	32	5.173.106	13.606.932	324	221,50	5,25	9,88	2,34	6,14
2005	6	18	19.139.660	60.868.862	311	159,20	1,93	5,79	12,02	38,20
2006	7	19	2.346.669	15.793.118	274	205,80	2,55	6,93	1,14	7,67
2007	4	15	3.540.714	11.961.649	294	233,20	1,36	5,10	1,52	5,13
2008	9	24	581.020	7.879.890	337	229,50	2,67	7,12	0,25	3,43
2009	17	23	1.999.140	18.196.750	406	287,30	4,19	5,67	0,70	6,33
2010	15	29	2.454.880	6.974.700	349	294,00	4,30	8,31	0,84	2,37
2011	16	21	4.399.200	7.042.377	410	312,00	3,90	5,12	1,41	1,84
2012	9	25	2.872.386	5.729.733	383	322,70	2,35	6,53	0,89	1,78
2013	15	27	3.090.206	5.768.369	439	335,90	3,42	6,15	0,87	1,72
2014	15	32	2.393.186	4.716.247	385	291,99	3,90	8,31	0,82	1,51
2015	10	26	2.385.923	11.443.004	396	300,60	2,53	6,57	0,79	3,81
2016	4	18	790.985	5.300.225	371	318,30	1,08	4,85	0,25	1,67
2017	8	15	1.066.383	4.971.476	432	359,30	1,85	3,47	0,30	1,38
<b>Average</b>	10	22	3.258.516	11.919.678	339	252,00	2,88	6,62	1,55	5,75
<b>Total</b>	178	398	58.653.295	214.554.208	6.106	4.536,70	n/a	n/a	n/a	n/a

## NEW ZEALAND, 2000-2017

Year	Majority German releases	All German releases	Majority German films box office (US\$)	All German films box office (US\$)	All releases	All box office (million US\$)	Majority German films % releases share	All German films % releases share	Majority German films % box office share	All German films % box office share
2000	1	2	19.029	36.153	128	69,14	0,78	1,56	0,01	0,05
2001	3	4	203.596	229.349	130	73,20	2,31	3,08	0,28	0,31
2002	1	15	10.931	4.813.571	125	86,40	0,80	12,00	0,01	5,57
2003	3	16	267.849	8.014.115	163	97,40	1,84	9,82	0,28	8,23
2004	3	11	915.147	2.849.480	171	94,80	1,75	6,43	0,28	0,97
2005	8	16	775.847	3.461.922	175	137,50	4,57	9,14	0,56	2,52
2006	4	18	171.373	2.779.322	195	140,90	2,05	9,23	0,12	1,97
2007	5	13	1.173.993	4.017.743	191	147,10	2,62	6,81	0,80	2,73
2008	2	13	207.732	5.484.134	234	121,50	0,85	5,56	0,17	4,51
2009	2	14	321.856	6.463.276	257	132,80	0,78	5,45	0,24	4,87
2010	3	7	835.171	2.369.409	287	137,90	1,05	2,44	0,61	5,26
2011	3	7	737.529	1.783.076	277	132,70	1,08	2,53	0,56	1,34
2012	4	9	671.389	4.234.142	291	145,10	1,37	3,09	0,47	2,92
2013	4	14	781.932	2.485.221	273	153,30	1,47	5,13	0,51	1,62
2014	6	11	665.379	2.514.399	262	141,60	2,29	4,20	0,47	1,78
2015	2	8	79.248	4.562.678	307	138,50	0,65	2,61	0,06	3,29
2016	4	12	231.923	1.847.104	361	151,70	1,11	3,32	0,15	0,98
2017	6	11	509.232	658.139	387	139,10	1,55	2,84	0,37	0,47
<b>Average</b>	4	11	476.620	3.255.735	234	124,50	1,61	5,29	0,33	2,74
<b>Total</b>	64	201	8.579.156	58.603.233	4.214	2.240,60	n/a	n/a	n/a	n/a



## NORWAY, 2000-2017

Year	Majority German releases	All German releases	Majority German films box office (US\$)	All German films box office (US\$)	All releases	All box office (million US\$)	Majority German films % releases share	All German films % releases share	Majority German films % box office share	All German films % box office share
2000	7	14	59.160	2.077.320	219	68,49	3,19	6,39	0,09	3,03
2001	2	10	49.297	2.105.453	196	76,57	1,02	5,10	0,06	2,75
2002	7	17	523.374	6.534.413	206	100,81	3,40	8,25	0,52	6,48
2003	2	16	419.076	5.305.437	226	122,51	0,88	7,08	0,34	4,33
2004	3	10	533.417	3.018.080	238	126,02	1,26	4,20	0,42	2,39
2005	5	15	3.601.404	6.462.052	227	131,92	2,20	6,61	2,73	4,90
2006	5	20	518.759	2.334.819	237	139,70	2,10	8,44	0,37	1,67
2007	9	33	904.523	5.762.560	236	144,10	3,81	13,98	0,63	4,00
2008	4	20	508.956	7.813.030	223	153,76	1,79	8,97	0,33	5,08
2009	3	22	431.195	23.601.138	247	180,29	1,21	8,90	0,24	13,09
2010	5	22	291.644	3.424.776	208	164,09	2,40	10,58	0,18	2,09
2011	6	16	1.465.464	6.049.387	210	174,46	2,86	7,62	0,83	3,47
2012	4	21	271.781	16.012.075	232	187,04	1,72	9,05	0,15	8,56
2013	7	18	777.205	3.804.826	233	180,77	3,00	7,73	0,43	2,10
2014	4	20	782.249	7.983.149	232	144,73	1,72	8,62	0,54	5,52
2015	9	17	620.355	8.064.223	227	153,33	3,96	7,49	0,40	5,26
2016	4	19	462.915	2.727.172	261	163,70	1,53	7,28	0,28	1,67
2017	5	13	1.131.535	2.939.281	214	140,42	3,33	6,07	0,81	2,09
<b>Average</b>	5	18	741.795	6.445.511	226	141,82	2,30	7,91	0,52	4,36
<b>Total</b>	91	323	13.352.309	116.019.191	4.072	2.552,71	n/a	n/a	n/a	n/a

## SPAIN, 2000-2017

Year	Majority German releases	All German releases	Majority German films box office (US\$)	All German films box office (US\$)	All releases	All box office (million US\$)	Majority German films % releases share	All German films % releases share	Majority German films % box office share	All German films % box office share
2000	6	14	2.029.315	10.952.918	409	504,12	1,47	3,42	0,40	2,17
2001	6	18	2.803.729	11.659.601	407	548,60	1,47	4,42	0,51	2,13
2002	6	32	1.268.817	40.210.277	414	657,20	1,45	7,73	0,19	6,12
2003	21	44	10.000.923	43.044.533	410	780,44	5,12	10,73	1,27	5,52
2004	8	31	6.540.961	29.671.353	479	933,66	1,67	6,47	0,70	3,18
2005	16	43	9.040.076	42.709.555	416	740,21	3,85	10,33	0,88	4,01
2006	19	47	12.970.003	34.340.900	486	842,42	3,91	9,67	1,54	5,58
2007	12	28	10.721.107	30.174.778	422	932,79	2,84	6,64	1,15	3,23
2008	11	21	727.718	2.862.880	425	860,83	2,59	4,94	0,08	0,91
2009	12	29	2.570.920	3.386.698	411	959,53	2,92	7,06	0,30	0,35
2010	11	21	782.343	2.388.133	390	887,48	2,82	5,38	0,09	0,27
2011	18	36	12.232.792	25.090.061	393	826,54	4,58	9,16	1,48	3,04
2012	12	32	3.952.595	8.392.354	356	806,65	3,09	8,99	0,49	1,04
2013	11	28	12.660.975	15.391.043	382	695,66	2,88	7,33	1,82	2,21
2014	13	37	4.172.485	25.512.120	411	632,23	3,16	9,00	0,66	4,03
2015	17	35	4.026.351	15.104.734	415	554,09	4,10	8,43	0,73	2,73
2016	26	64	1.087.298	14.227.514	439	666,50	5,92	14,58	0,16	2,13
2017	63	82	4.997.759	14.444.049	468	668,60	13,46	17,52	0,75	2,16
<b>Average</b>	16	36	5.699.232	20.531.306	419	749,86	3,74	8,43	0,73	3,82
<b>Total</b>	288	642	102.586.167	369.563.501	7.533	13.497,55	n/a	n/a	n/a	n/a

## SWEDEN, 2000-2017

Year	Majority German releases	All German releases	Majority German films box office (US\$)	All German films box office (US\$)	All releases	All box office (million US\$)	Majority German films % releases share	All German films % releases share	Majority German films % box office share	All German films % box office share
2000	2	6	49.505	1.378.208	223	107,60	0,89	2,70	0,05	1,28
2001	2	8	775.183	2.030.550	208	114,20	0,96	3,85	0,68	1,78
2002	1	11	103.342	4.694.612	200	140,20	0,50	5,50	0,07	3,35
2003	4	15	258.776	5.827.492	228	169,30	1,75	6,58	0,15	3,44
2004	6	15	1.063.999	3.276.540	259	188,50	2,32	5,79	0,56	1,74
2005	7	20	1.298.720	4.326.529	261	183,50	2,68	7,66	0,71	2,36
2006	5	13	1.609.104	2.899.872	257	142,70	1,95	5,06	1,13	2,03
2007	6	17	1.191.868	7.210.020	258	171,30	2,33	6,59	0,70	4,15
2008	3	19	405.015	10.523.981	250	182,50	1,20	7,60	0,22	5,77
2009	6	34	392.646	45.655.440	290	207,90	0,44	11,72	0,19	21,96
2010	7	21	1.079.134	11.324.163	240	206,80	2,92	8,75	0,52	5,48
2011	9	19	2.793.794	4.808.851	235	241,90	0,47	8,09	0,74	1,99
2012	4	18	1.647.941	6.450.738	219	268,00	1,83	8,22	0,61	2,41
2013	6	25	1.608.704	3.841.097	249	252,20	2,41	10,04	0,64	1,52
2014	5	24	1.757.525	3.825.367	248	241,80	2,02	9,68	0,73	1,58
2015	8	22	780.954	10.059.322	267	215,50	3,00	8,24	0,36	4,67
2016	7	48	1.983.973	7.220.706	280	226,00	2,50	17,14	0,88	3,20
2017	19	44	727.691	4.742.908	287	214,40	6,62	15,33	0,34	2,21
<b>Average</b>	6	21	1.084.882	7.783.133	248	193,00	2,04	8,25	0,52	3,94
<b>Total</b>	107	379	19.527.874	140.096.396	4.459	3.474,30	n/a	n/a	n/a	n/a

## UK & IRELAND, 2000-2017

Year	Majority German releases	All German releases	Majority German films box office (US\$)	All German films box office (US\$)	All releases	All box office (million US\$)	Majority German films % releases share	All German films % releases share	Majority German films % box office share	All German films % box office share
2000	7	18	6.866.697	28.001.598	378	853,77	1,85	4,76	0,80	3,28
2001	5	19	5.983.264	17.742.816	344	935,25	1,45	5,52	0,64	1,90
2002	6	29	3.343.609	67.547.318	365	1.214,75	1,64	7,95	0,28	5,56
2003	13	35	4.044.679	67.452.535	420	1.327,18	3,10	8,33	0,30	5,08
2004	9	28	5.951.651	46.602.036	448	1.477,63	2,01	6,25	0,40	3,15
2005	9	25	13.186.908	44.804.722	451	1.324,92	2,00	5,54	1,00	3,38
2006	11	35	28.322.808	42.034.423	514	1.493,72	2,14	6,81	1,90	2,81
2007	11	30	7.353.984	49.642.288	507	1.625,58	2,17	5,92	0,45	3,05
2008	6	22	1.111.171	11.715.501	485	1.241,00	1,24	4,54	0,09	0,94
2009	8	24	5.808.889	54.593.119	526	1.529,28	1,52	4,56	0,38	3,57
2010	10	29	5.564.374	20.868.993	573	1.541,75	1,75	5,06	0,36	1,35
2011	11	26	6.755.970	27.875.345	588	1.612,00	1,87	4,42	0,42	1,73
2012	10	39	5.333.328	16.051.490	685	1.791,37	1,46	5,69	0,30	0,90
2013	13	28	3.236.652	27.822.409	603	1.797,78	2,16	4,64	0,18	1,27
2014	13	42	7.409.556	22.465.927	712	1.650,48	1,83	5,90	0,20	4,09
2015	9	26	6.244.610	65.840.692	716	1.828,54	1,26	3,63	0,33	0,97
2016	12	39	3.157.398	29.681.767	737	1.509,83	1,63	5,29	0,45	1,85
2017	20	42	3.383.583	6.304.365	695	1.300,00	2,88	6,04	0,26	0,48
<b>Average</b>	10	30	6.836.618	35.947.075	542	1.447,49	1,89	5,60	0,49	2,52
<b>Total</b>	183	536	123.059.131	647.047.344	9.747	26.054,83	n/a	n/a	n/a	n/a

## USA & CANADA, 2000-2017

Year	Majority German releases	All German releases	Majority German films box office (US\$)	All German films box office (US\$)	All releases	All box office (million US\$)	Majority German films % releases share	All German films % releases share	Majority German films % box office share	All German films % box office share
2000	9	18	20.032.964	395.681.752	374	7.661,00	2,41	4,81	0,26	5,16
2001	12	32	52.551.246	77.046.545	356	8.413,00	3,37	8,99	0,62	0,92
2002	14	45	26.395.658	539.918.733	480	9.520,00	2,92	9,38	0,28	5,67
2003	12	32	22.214.365	249.431.720	506	9.489,00	2,37	6,32	0,23	2,63
2004	11	32	57.389.758	408.412.974	551	9.539,00	2,00	5,81	0,60	4,28
2005	17	38	42.420.949	184.931.507	547	8.800,00	3,11	6,95	0,48	2,10
2006	18	41	2.320.166	111.225.296	608	9.200,00	2,96	6,74	0,03	1,21
2007	18	39	14.385.509	246.209.805	631	9.600,00	2,85	6,18	0,15	2,56
2008	5	21	779.237	256.729.418	569	9.600,00	0,88	3,70	0,01	2,42
2009	11	33	39.089.174	254.026.413	558	10.600,00	1,97	5,91	0,10	2,40
2010	9	23	8.305.479	40.267.920	638	10.579,00	1,41	3,60	0,08	0,38
2011	13	33	5.135.000	142.673.762	609	10.186,00	2,13	5,42	0,05	1,40
2012	6	24	11.906.400	82.954.786	667	10.800,00	0,90	3,60	0,11	0,77
2013	8	29	3.436.200	116.839.384	688	10.900,00	1,16	4,22	0,03	0,11
2014	12	38	7.284.200	49.594.057	707	10.400,00	1,70	5,37	0,07	0,48
2015	12	37	5.559.000	390.963.945	750	11.000,00	1,60	4,93	0,05	3,55
2016	15	41	1.301.611	80.627.299	736	11.400,00	2,03	5,57	0,01	0,71
2017	17	40	33.355.266	43.863.899	735	11.121,00	2,90	6,81	0,30	0,39
<b>Average</b>	12	33	19.659.010	203.966.623	595	9.934,00	2,15	5,80	0,19	2,06
<b>Total</b>	219	596	353.862.182	3.671.399.215	10.710	178.808,00	n/a	n/a	n/a	n/a