

AUSTRALIA

(Pop: 23.2 million; GDP: \$1.24 trillion)

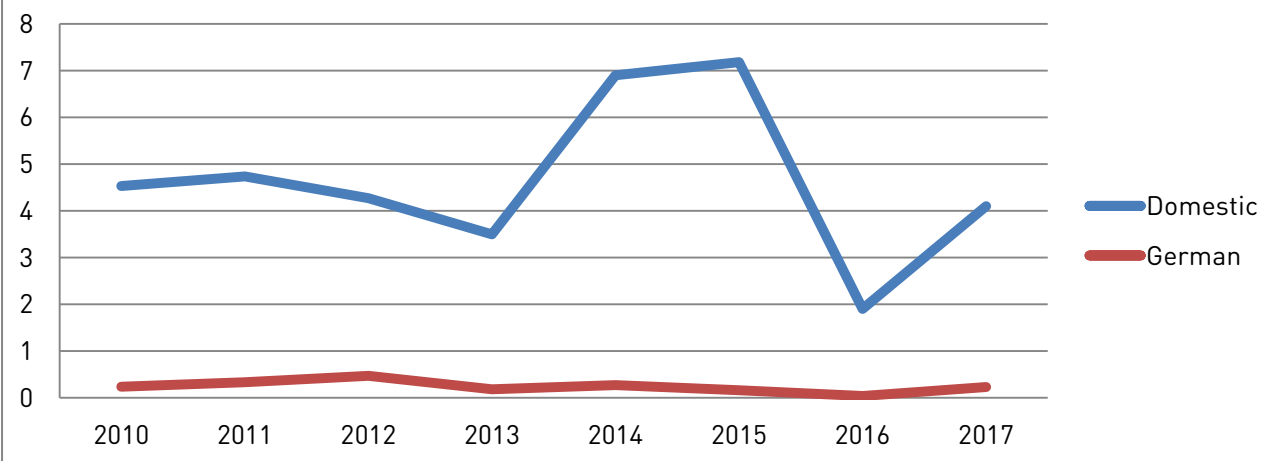
(1) AUSTRALIA: THEATRICAL MARKET OVERVIEW, 2010-17

	2010	2011	2012	2013	2014	2015	2016	2017
Screens	1,994	1,991	1,997	2,057	2,041	2,041	2,121	2,210
Theatrical admissions (millions)	92.4	85.0	85.9	82.0	78.6	90.2	91.3	85.0
Per capita attendance	4.10	3.80	3.80	3.50	3.30	3.80	3.73	3.50
Box office (EUR millions*)	820.9	866.8	879.0	712.3	725.6	841.79	1,259	1,201
Average ticket price (EUR*)	9.75	9.82	10.33	8.69	9.20	9.13	9.44	8.93
Releases	328	343	423	422	407	418	528	630
Domestic releases	29	38	26	26	28	25	34	54
US releases	137	155	160	183	149	159	178	196
European releases**	33	128	162	94	91	69	80	115
German releases	6	4	6	5	9	6	4	8
Domestic market share	4.53%	4.74%	4.27%	3.50%	6.90%	7.18%	1.9%	4.10%
German market share	0.24%	0.33%	0.47%	0.18%	0.27%	0.16%	0.04%	0.23%

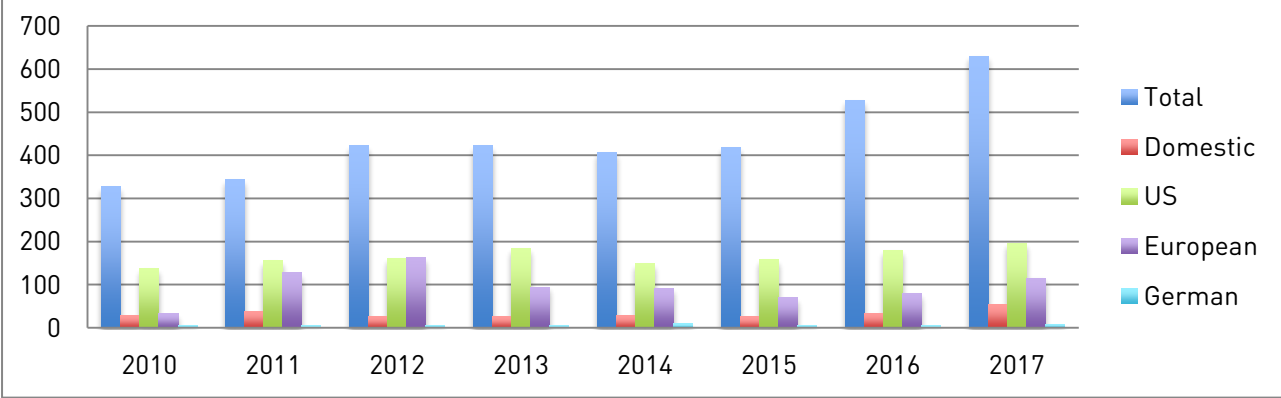
*EUR equivalents are calculated throughout at the exchange rate for December 31 of the year in question.

** Excluding German majority films

Australia: Theatrical Market Shares 2010-17



Australia: Theatrical Releases 2010-17



(2) AUSTRALIA: THEATRICAL RELEASES OF GERMAN FILMS, 2010-17

Title	Distributor	Release date	\$AUS
2010 German films (100% or majority co-productions in red)			
THE LAST STATION (Ger/Rus/UK)	Becker Film Group	01.04.10	1,397,342
SOUL KITCHEN (Ger/Fr/It)	Sharmill Films	06.05.10	495,330
DAS WEISSE BAND (Ger/Aut/It/Sp)	Paramount Pictures Australia	06.05.10	322,475
WÜSTENBLUME (Ger/Aut)	Madman Entertainment	09.12.10	288,656
FRIEDLICHE ZEITEN (Ger)	Potential Films	14.01.10	61,624
NORDWAND (Ger/Aut/Swz)	Rialto Distribution	18.02.10	12,411
2010 German minority co-productions			
MÄN SOM HATAR KVINNOR (Swe/Ger/Nor)	Rialto Distribution	25.03.10	5,842,943
RESIDENT EVIL: AFTERLIFE (UK/Ger/US)	Sony Pictures Releasing Australia	14.10.10	4,554,070
FLICKAN SOM LEKTE MED ELDEN (Swe/Fr/Ger)	Rialto Distribution	23.09.10	3,122,065
THE GHOST (Fr/Ger/UK)	Hoyts Australia	12.08.10	2,379,442
LE PÈRE DE MES ENFANTS (Fr/Ger)	Palace Films	26.08.10	441,579
MARIA LARSSONS EVIGA ÖGENBLICK (Den/Fin/Nor/Swe/Ger)	Icon Film Distribution	12.08.10	156,712
LEBANON (Isr/Fr/Ger)	Rialto Distribution	02.12.10	79,812
ENTER THE VOID (Fr/Ger/It)	Transmission Films	02.12.10	27,548
VED VERDENS ENDE (Den/Ger/Aus)	Filmways Distribution	12.08.10	1,509
2011 German films (100% or majority co-productions)			
THE THREE MUSKETEERS (Ger/Fr/UK/US)	Hoyts Australia	20.10.11	2,937,017

PINA (Ger/Fr)	Hopscotch Films	18.08.11	320,073
THE FUTURE (Ger/US)	Madman Entertainment	17.11.11	91,867
EL BULLI – COOKING IN PROGRESS (Ger)	Madman Entertainment	13.10.11	31,141

2011 German minority co-productions

UNKNOWN (US/Ger/UK/Fr)	Warner Bros. Entertainment Australia	17.02.11	5,654,148
LUFTSLOTTET SOM SPRÄNGDES (Swe/Den/Ger)	Rialto Distribution	03.03.11	2,434,850
HANNA (US/UK/Ger)	Universal Pictures International Australia	28.07.11	1,944,267
ANONYMOUS (UK/Ger)	Sony Pictures Releasing Australia	03.11.11	983,571
MELANCHOLIA (Den/Swe/Fr/Ger)	Madman Entertainment	15.12.11	635,152
CAVE OF FORGOTTEN DREAMS (US/Fr/Ger/Can)	Rialto Distribution	22.09.11	465,494
THE WHISTLEBLOWER (US/Can/Ger)	Hopscotch Films	29.09.11	386,770
THE ILLUSIONIST (UK/Ger)	Potential Films	28.07.11	196,112
LA RAFLE (Fr/Ger)	Sharmill Films	05.05.11	171,840
THE HUMAN RESOURCES MANAGER (Isr/Ger/Fr)	Potential Films	05.05.11	156,600
CHALET GIRL (UK/Ger/Aut)	Paramount Pictures Australia	01.09.11	135,698
LA PRINCESSE DE MONTPENSIER (Fr/Ger)	Madman Entertainment	19.05.11	127,093
CARLOS (Fr/Ger)	Madman Entertainment	28.04.11	47,661
LE QUATTRO VOLTE (It/Ger/Swz)	Potential Films	03.03.11	26,339
HAPPY EVER AFTERS (Ire/Ger)	Hopscotch Films	07.07.11	17,793
MY SON MY SON WHAT HAVE YE DONE (US/Ger)	Umbrella Entertainment	19.08.11	5,329
A MATTER OF SIZE (Isr/Ger/Fr)	Umbrella Entertainment	01.12.11	1,473

2012 German films (100% or majority co-productions)

RESIDENT EVIL: RETRIBUTION (Ger/Can)	Sony Pictures Releasing Australia	13.09.12	3,984,322
A DANGEROUS METHOD (Ger/Can/UK/Swz)	Paramount Pictures Australia	29.03.12	1,150,860
LORE (Ger/Aus/UK)	Paramount Pictures Australia	20.09.12	315,645
WUNDERKINDER (Ger)	Umbrella Entertainment	06.09.12	65,357
VINCENT WILL MEER (Ger)	Umbrella Entertainment	15.03.12	38,655
KADDISCH FÜR EINEN FREUND (Ger)	Jiff Distribution	01.12.12	3,894

2012 German minority co-productions

THE VOW (US/Brz/Fr/Aus/UK/Ger)	Sony Pictures Releasing Australia	09.02.12	11,332,109
TINKER TAILOR SOLDIER SPY (UK/Fr/Ger)	Universal Pictures International Australia	19.01.12	6,664,618
HYSTERIA (UK/Fr/Ger/Lux)	EOne Entertainment/Hopscotch Entertainment	12.07.12	1,598,894
EN KONGELIG AFFÆRE (Den/Cz/Swe/Ger)	Madman Entertainment	21.06.12	1,597,138
HODEJEGERNE (Nor/Den/Ger)	Rialto Distribution	08.03.12	619,994
DEN SKALDEDE FRISØR (Den/Fr/It/Swe/Ger)	Madman Entertainment	13.12.12	618,211
STREETDANCE 2 (UK/Ger/It)	Hoyts Australia	19.04.12	569,348
LE HAVRE (Fin/Fr/Ger)	Sharmill Films	29.03.12	513,546
ELENA (Rus/Ger)	Palace Films	21.06.12	497,085
CARNAGE (Fr/Ger/Pol)	Sony Pictures Releasing Australia	01.03.12	485,443
ET SI ON VIVAIT TOUS ENSEMBLE? (Fr/Ger)	Madman Entertainment	26.07.12	339,968
IRON SKY (Fin/Ger/Aus)	Hoyts Australia	10.05.12	289,931
UN AMOUR DE JEUNESSE (Fr/Ger)	Palace Films	05.04.12	206,127
HOLY MOTORS (Fr/Ger)	Icon Film Distribution	23.08.12	122,703
2 DAYS IN NEW YORK (Fr/Ger/Bel)	EOne Entertainment/Hopscotch Entertainment	22.11.12	119,394
IN DARKNESS (Pol/Ger/Can)	Village Roadshow	26.07.12	109,105
SKOONHEID (SA/Fr/Ger)	Palace Films	02.08.12	103,519
NOBELS TESTAMENTE (Swe/Ger)	Rialto Distribution	20.09.12	15,889

SIMON OCH EKARNA (Swe/Den/Ger/Nor/NL)	Champion Pictures	01.03.12	15,502
BERBERIAN SOUND STUDIO (UK/Ger)	Madman Entertainment	27.12.12	14,766

2013 German films (100% or majority co-productions)

CLOUD ATLAS (Ger/US)	Warner Bros. Entertainment Australia	28.02.13	1,302,008
BARBARA (Ger)	Madman Entertainment	07.03.13	326,779
NIGHT TRAIN TO LISBON (Ger/Swe/Por)	Pinnacle Films	05.12.13	291,502
V TUMANE (Ger/Lat/NL/Belarus)	Sharmill Films	14.03.13	48,017
ERRORS OF THE HUMAN BODY (Ger/US)	Curious Films	20.06.13	9,461

2013 German minority co-productions

HANSEL & GRETEL: WITCH HUNTERS (US/Ger)	Paramount Pictures Australia	07.02.13	8,071,213
RUSH (US/UK/Ger)	EOne Entertainment	03.10.13	4,304,179
THE MORTAL INSTRUMENTS: CITY OF BONES (US/Ger/Can)	Village Roadshow	22.08.13	3,857,487
SONG FOR MARION (UK/Ger)	EOne Entertainment	25.04.13	1,223,171
AMOUR (Fr/Ger/Aut)	Paramount Pictures Australia	21.02.13	1,211,279
TABU (Por/Ger/Brz/Fr)	Palace Films	16.05.13	443,465
KON-TIKI (Nor/UK/Den/Ger)	Paramount Pictures Australia	11.04.13	337,501
ELLES (Fr/Pol/Ger)	Palace Films	07.02.13	239,252
THE GATEKEEPERS (Isr/Fr/Ger/Bel)	Madman Entertainment	05.09.13	195,243
THE GRUFFALO (UK/Ger)	Village Roadshow	30.11.13	21,384
THE FLAT (Isr/Ger)	Jiff Distribution	08.08.13	5,341

2014 German films (100% or majority co-productions)

LOVE, ROSIE (Ger/UK)	Studiocanal Australia	06.10.14	1,772,364
DIE BIENE MAJA - DER KINOFILM (Ger/Aus)	Studiocanal Australia	01.11.14	256,164

HANNAH ARENDT (Ger/Lux/Fr/Isr)	Curious Films	13.03.14	234,447
HECTOR AND THE SEARCH FOR HAPPINESS (Ger/Can)	Becker Film Group	23.10.14	223,725
MR. MORGAN'S LAST LOVE (Ger/Bel/Fr/US)	Umbrella Entertainment	06.03.14	183,394
THE GREEN PRINCE (Ger/Isr/UK)	Madman Entertainment	04.12.14	118,714
TARZAN 3D (Ger)	Icon Film Distribution	11.09.14	100,953
LAUF JUNGE LAUF (Ger/Fr/Pol)	Jiff Distribution	27.11.14	20,139
FEUCHTGEBIETE (Ger)	Madman Entertainment	04.09.14	18,571

2014 German minority co-productions

THE BOOK THIEF (US/Ger)	20th Century Fox Australia	09.01.14	14,068,804
THE MONUMENTS MEN (US/Ger)	20th Century Fox Australia	13.03.14	8,788,272
POMPEII (Can/Ger)	Icon Film Distribution	20.03.14	1,385,604
WADJDA (Saudi/Ger)	EOne Entertainment	20.03.14	716,706
KIS UYKUSU (Tur/Ger/Fr)	Sharmill Films	08.11.14	234,723
KVINDEN I BURET (Den/Ger/Swe)	Madman Entertainment	31.07.14	200,576
NYMPHOMANIAC: VOLUME 1 (Den/Ger/Fr/Swe/Bel)	Transmission Films	27.03.14	123,352
BETHLEHEM (Isr/Bel/Ger)	Jiff Distribution	07.08.14	70,280
MAPS TO THE STARS (Can/US/Fr/Ger)	EOne Entertainment	20.11.14	67,356
GRZELI NATELI DGEEBI (Geo/Ger/Fr)	Palace Films	25.09.14	51,249
MY SWEET PEPPER LAND (Fr/Ger)	Sharmill Films	22.05.14	50,020
EYJAFJALLAJÖKULL (Fr/Ger)	Pinnacle Films	26.06.14	38,146
THE CONGRESS (Isr/Ger/Pol/Fr/Bel)	Madman Entertainment	04.12.14	15,441

2015 German films (100% or majority productions)

MADAME BOVARY (Ger/Bel/US)	Transmission Films	08.07.15	614,425
CLOUDS OF SILS MARIA (Ger/Fr/Swz)	Pinnacle Films	06.05.15	565,298
PHOENIX (Ger)	Madman Entertainment	04.12.15	404,429

CITIZENFOUR (Ger/US)	Madman Entertainment	11.02.15	263,507
ELSER - ER HÄTTE DIE WELT VERÄNDERT (Ger)	Studiocanal Australia	23.07.15	106,574
OOOPS! DIE ARCHE IST WEG (Ger/Ire/Bel/Lux)	EOne Entertainment	18.09.15	81,430

2015 German minority co-productions

THE HUNGER GAMES: MOCKINGJAY - PART 2 (US/Ger)	Village Roadshow	20.11.15	20,890,943
HITMAN: AGENT 47 (US/Ger)	20th Century Fox Australia	19.08.15	2,512,728
SHE'S FUNNY THAT WAY (US/Ger)	The Walt Disney Company Australia	26.08.15	211,948
DIPLOMATIE (Fr/Ger)	Madman Entertainment	05.07.15	166,595
GETT: THE TRIAL OF VIVIANE AMSALEM (Isr/Fr/Ger)	Jiff Distribution	16.07.15	88,775
LIFE (UK/Ger)	Transmission Films	10.09.15	71,265
EN DUVA SATT PÅ EN GREN OCH FUNDERADE PÅ TILLVARON (Swe/Fr/Nor/Ger)	Madman Entertainment	30.10.15	70,810
FABERGÉ: A LIFE OF ITS OWN (UK/US/Swz/Rus/Monaco/Ger/Fr)	Sharmill Films	12.08.15	59,194
MITA TOVA - THE FAREWELL PARTY (Isr/Ger)	Jiff Distribution	06.08.15	50,742
SEPIDEH (Den/Nor/Swe/Ger/Iran)	Madman Entertainment	15.01.15	21,425

2016 German films (100% or majority co-productions)

IM LABYRINTH DES SCHWEIGENS (Ger)	Madman Entertainment	31.03.16	214,976
FRANCOFONIA (Ger/Fr/NL)	Madman Entertainment	07.10.16	106,404
VICTORIA (Ger)	Madman Entertainment	31.03.16	75,020
AUF DAS LEBEN! (Ger)	Jiff Distribution	14.07.16	46,472

2016 German minority co-productions

EDDIE THE EAGLE (UK/US/Ger)	20th Century Fox Australia	21.04.16	8,176,211
POINT BREAK (US/Ger)	Village Roadshow	01.01.16	5,677,304

THE DANISH GIRL (UK/Bel/Ger/US)	Universal Pictures International Australia	22.01.16	2,790,993
SNOWDEN (US/Fr/Ger)	The Walt Disney Company Australia	23.09.16	1,676,661
MUSTANG (Fr/Tur/Ger)	Madman Entertainment	23.06.16	632,776
MIEKKAILIJA (Fin/Ger)	Palace Films	24.11.16	401,029
ELLE (Fr/Ger/Bel)	Sony Pictures Releasing Australia	03.11.16	364,898
AN (Jap/Fr/Ger)	Curious Films	28.04.16	156,848
REMEMBER (Can/Ger)	Umbrella Entertainment	12.05.16	79,252
UN TANGO MÁS (Arg/Ger)	Sharmill Films	24.03.16	74,544
A HOLOGRAM FOR THE KING (US/Ger)	The Walt Disney Company Australia	28.07.16	63,197
MAPPLETHORPE: LOOK AT THE PICTURES (US/Ger)	Curious Films	22.09.16	18,659
CEMETERY OF SPLENDOR (Thai/Fr/Ger/UK)	Madman Entertainment	13.01.16	17,025
MONSIEUR MAYONNAISE (Aus/Ger/Fr/US)	Antidote Films	01.12.16	16,621
MR. GAGA (Isr/Swe/Ger/NL)	Indies	30.06.16	8,053
MORE THAN HONEY (Swz/Ger/Aut)	Antidote Films	14.01.16	7,386
EVA HESSE (US/Ger)	New Farm Cinemas	26.08.16	5,403

2017 German films (100% or majority productions)

RESIDENT EVIL: THE FINAL CHAPTER (Ger/Aus/Can)	Sony Pictures Releasing Australia	26.01.17	3,112,043
ALONE IN BERLIN (Ger/Fr/Swz/UK)	Palace Films	27.04.17	802,025
TONI ERDMANN (Ger/Aut/Rom)	Madman Entertainment	09.02.17	322,003
RAMMSTEIN: PARIS (Ger)	Trafalgar Entertainment	23.03.17	50,634
BOTTICELLI: INFERNO (Ger/It)	Sharmill Films	11.02.17	45,620
DRIES (Ger/Bel)	Madman Entertainment	02.08.17	28,325
ES WAR EINMAL IN DEUTSCHLAND (Ger/Lux/Bel)	Jiff Distribution	26.10.17	21,545
RISK (Ger/US)	Madman Entertainment	15.06.17	16,078

2017 German minority co-productions

DANCE ACADEMY THE MOVIE (Aus/Ger)	Studiocanal Australia	06.04.17	2,114,801
L'AVENIR (Fr/Ger)	Palace Films	27.04.17	871,262
A CURE FOR WELLNESS (US/Ger)	20th Century Fox Australia	16.03.17	595,885
FRANTZ (Fr/Ger)	Sharmill Films	13.04.17	408,147
PERSONAL SHOPPER (Fr/Ger)	Rialto Distribution	23.04.17	276,248
TOM OF FINLAND (Fin/Swe/Den/Ger/Ire)	Palace Films	12.10.17	112,980
LA REGION SALVAJE (Mex/Den/Fr/Ger/Nor/Swz)	Madman Entertainment	26.10.17	31,177
THE CAKEMAKER (Isr/Ger)	Jiff Distribution	26.10.17	22,648
MA LOUTE (Fr/Ger)	Sharmill Films	14.12.17	16,894

(3) AUSTRALIA: TOP 10 GERMAN FILMS (THEATRICAL), 2010-17

	Admissions	Box office (EUR)*
RESIDENT EVIL: RETRIBUTION (2012)	304,147	2,666,846
THE THREE MUSKETEERS (2011)	228,206	2,314,369
RESIDENT EVIL: THE FINAL CHAPTER (2017)	217,736	1,944,381
LOVE, ROSIE (2014)	130,321	1,339,907
THE LAST STATION (2010)	109,510	1,067,569
CLOUD ATLAS (2013)	97,092	843,701
A DANGEROUS METHOD (2012)	87,852	906,878
ALONE IN BERLIN (2017)	56,088	500,867
MADAME BOVARY (2015)	45,705	412,402
CLOUDS OF SILS MARIA (2015)	42,051	379,428

*estimate

(4) AUSTRALIA: DISTRIBUTORS OF GERMAN FILMS, 2010-17

	2010	2011	2012	2013	2014	2015	2016	2017	Total
Madman Entertainment	1	2	-	1	2	2	3	3	14
Jiff Distribution	-	-	1	-	1	-	1	1	4
Paramount Pictures Australia	1	-	2	-	-	-	-	-	3
Sharmill Films	-	-	-	1	-	1	-	1	3
Studiocanal Australia	-	-	-	-	-	-	2	-	3
Umbrella Entertainment	-	-	2	-	1	-	-	-	3
Becker Film Group	1	-	-	-	1	-	-	-	2
Curious Films	-	-	-	1	1	-	-	-	2
Pinnacle Films	-	-	-	1	-	1	-	-	2
EOne Entertainment	-	-	-	-	-	1	-	-	1
Hopscotch Films	-	1	-	-	-	-	-	-	1
Hoyts Australia	-	1	-	-	-	-	-	-	1
Icon Film Distribution	-	-	-	-	1	-	-	-	1
Palace Films	-	-	-	-	-	-	-	1	1
Potential Films	1	-	-	-	-	-	-	-	1
Rialto Distribution	1	-	-	-	-	-	-	-	1
Sony Pictures Releasing Australia	-	-	1	-	-	-	-	-	1
Trafalgar Entertainment	-	-	-	-	-	-	-	1	1
Transmission Films	-	-	-	-	-	1	-	-	1
Warner Bros. Entertainment Australia	-	-	-	1	-	-	-	-	1

(5) AUSTRALIA: GERMAN FILMS BY GENRE, 2010-17

Australia: German Releases by Genre, 2010-17



Australia: German Films Box Office by Genre, 2010-17



(6) GERMAN FILMS IN AUSTRALIA, 2010-17: AN ANALYSIS

If the Australian market share of German films remains extremely low (varying, over the period surveyed, between 0.04% in 2016 and 0.47% in 2012), it is in some small part due to the crowded Australian marketplace, further extended by the Motion Pictures Distributors Association of Australia's determination to record every ticket sold to films targeted fairly and squarely at the country's multi-cultural diaspora (152 Indian films opened during 2017). But the real reason is that the continent's arthouse market is quite small, reduced further by VOD and by the popularity of live transmissions of (mainly British and French) theatre productions and operas. 2017 saw the second best turn-out of German films in Australia in a decade. And that was just nine releases, headed by *RESIDENT EVIL: THE FINAL CHAPTER*, which - with EUR 1,944,381 - accounted for over 70% of German films' box office during the year.

Arthouse hit *TONI ERDMANN* was a distant third, with a tally of EUR 202,015. Given Australia's geographical isolation, the word-of-mouth which generally accompanies films at major European film festivals (the well on which arthouse inevitably draws) has faded to a whisper by the time it reaches Oz. Thus, as it has done for a quarter of a century or more, in Australia, 'arthouse' generally means 'French'. And indeed France outstrips all other European countries as a source for foreign films in 2017 - with the exception of the UK which, of course, has historical, cultural and above all linguistic links with the continent.

In other respects, Australia is a typical mature territory with the genre charts above indicating a fairly broad spread of acquisitions (films from 38 countries are to be found in the 2017 release lists), but with the box-office chart dominated by English-language films. Similarly, while there were 18 'German stories' released between 2010 and 2017, only five (*LORE*, *WÜSTENBLUME*, *HANNAH ARENDT*, *IM LABYRINTH DES SCHWEIGEN* and *ELSER - ER HÄTTE DIE WELT VERÄNDERT*) took more than \$AUS 100,000 (EUR 62,725) at the box office, with the reminder averaging just \$AUS 36,600 (EUR 23,000).

What works in Australia? Action/adventure movies with international names and English-language stars: in that respect, the difference between the two genre charts representing German films in Australia above are classic. There is a good spread of films released but very few of them make a substantial impact at the box office. Of the nine arthouse titles opening between 2010 and 2017, the average box office is \$AUS 323,423 (EUR 200,000). Best performer is *CLOUDS OF SILS MARIA* (\$AUS 565,298/EUR 354,870), thanks to the presence of Hollywood star Kristen Stewart, while the best performing German language film is *SOUL KITCHEN* (\$AUS 495,330/EUR 310,821). All nine arthouse titles debuted at a major film festival. On the English-language front, only the two episodes of *RESIDENT EVIL* - in 2012 and 2017- scored over \$AUS

3 million (as did the 2010 episode, which was not a German majority co-production). Of the others, THE THREE MUSKETEERS fell just short of three million. Solid performers throughout the period were films set during or dealing with themes raised by World War II (LORE, HANNAH ARENDT, LAUF JUNGE LAUF, ELSE - ER HÄTTEDIE WELT VERÄNDERT, ALONE IN BERLIN) and about life in or after the collapse of the DDR (BARBARA, IM LABYRINTH DES SCHWEIGENS). Jewish titles are handled by Jiff Distribution, a company which emerged from the Australian Jewish International Film Festival (from which it takes its name), and which ensures a good supply of Israeli films or co-productions in Australian cities.

What doesn't work in Australia? The fact that only three animation films make it onto the 2010-17 list suggests that, as in the US, only major studio projects make it into theatrical release in Australia. Interestingly, one of them, DIE BIENE MAJA - DER KINOFILM elicited a relatively limited response, despite being a co-production with Australia, where the character is - or was - a regular on the children's programming of public broadcaster ABC. There also appeared to be a limited audience for German stories that have no immediate resonance in antipodes. Once again, the country is too far away from Europe for the latter's concerns, unleavened with other elements, to be shared by Australian audiences.

What else might appeal? Australia's market operates in a very similar way to that in the US - more so, even, than the UK market - and is especially difficult to anticipate, in part because the arthouse sector is both limited and split between Melbourne and Sydney, which have their own media bases and thus require double the effort to launch a film. The closest one can come to a recommendation is that stories about WWII seem to find an audience - and, indeed, creative input: LORE, it should be remembered, was written and directed by Australian filmmaker Cate Shortland.

(7) GERMAN FILMS IN AUSTRALIA, 2010-17: TV AND VOD

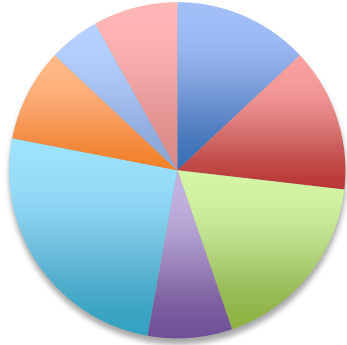
Australia's television set-up is similar to the UK one in ways that might not necessarily have been expected. A state-owned channel (the Australian Broadcasting Corporation, or ABC) was launched in the 1930s; TV became a common feature of Australian homes in the 1950s; was supplemented by three commercial networks in the 1970s, and is now dominated by Rupert Murdoch. Indeed, the way in which the (then) Murdoch-owned Fox cornered the cable and satellite market in Australia is very similar to what happened with another Murdoch company, Sky, in the UK; Fox took over its only rivals, Austar and Galaxy, just as Sky took over BSB in the UK. At all events, Foxtel now has a monopoly on Australian satellite TV.

Foxtel covers urban and rural areas of Australia, with satellite a necessity given the size of the country and its sparse population outside the major metropolitan areas of Sydney, Melbourne, Brisbane and, to a lesser extent, Adelaide and Perth. The supplier offers a basic package of 123 channels, divided up as indicated in the first chart on the following page. Of the 10 movie channels, most offer the usual mix of recent blockbusters and made-for-TV fillers. The one exception is World Movies, which is programmed by SBS, originally a publicly owned channel set up to serve the cultural interests of 'new Australians' from various corners of the globe, especially South-East Asia.

As a result, Australian fans of world cinema are offered a much wider range of films on pay-TV than those in most other countries: over the month surveyed in the chart on the following page, viewers could choose from 115 films from 45 different countries, all of them repeated three or more times over the course of the month. Areas represented were Europe (63 titles); Asia (23); North America (14); Latin America (6); the Middle East (5); Australasia (2); and Africa (2).

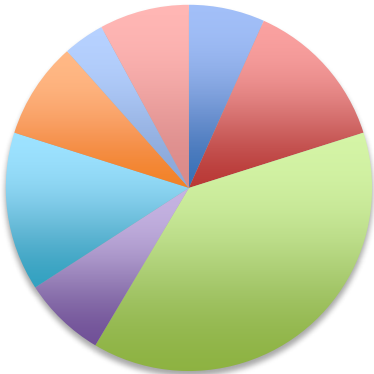
Most countries were represented by one or two films; those with five or more were France (22); Korea (12); Germany (11); the US (nine); Belgium and Italy (six); and Canada and China (five). The German titles programmed were a mix of cult movies, New German Cinema classics, small-scale dramas and arthouse hits.

Australia: Foxtel Channels By Content



- Free-to-air
- News
- Sports
- Children
- Entertainment
- Documentary
- Music

Australia: Films on Foxtel World Movies by Country of Origin



- Germany
- France
- Other Europe
- Korea
- Other Asia
- North America
- Latin America

For details of on-line VOD platforms available in Australia, see the appropriate appendix.

Of the distributors listed in Section (4) above who handled three or more German films and/or majority co-productions, several have their own VOD platforms or have deals with existing ones:

- **Jiff Distribution** has a streaming platform for films initially screened in the Jewish Film Festival (see above);
- Leading arthouse distributor **Madman Entertainment** licences titles for VOD but does not have a consumer catalogue;
- **Paramount's** VOD releases are handled by the parent studio in the US;

- **Umbrella Entertainment** has a 400-title-strong On Demand catalogue with some recent movies - including the three German titles the company has opened theatrically since 2010 (MR. MORGAN'S LAST LOVE, VINCENT WILL MEER and WUNDERKINDER) - but mainly made up of classic library titles.

(8) AUSTRALIA IN OVERVIEW: 2000-2017

The following charts depict a comparative overview of the situation of German films released in Australia between the years 2000-2017.

Year	Majority German releases	All German releases	Majority German films box office (US\$)	All German films box office (US\$)	All releases	All box office (million US\$)	Majority German films % releases share	All German films % releases share	Majority German films % box office share	All German films % box office share
2000	5	10	635.386	4.557.041	250	385,20	2,00	4,00	0,16	1,18
2001	5	15	1.894.384	9.656.294	245	414,49	2,04	6,12	0,46	2,33
2002	3	20	410.879	29.846.931	258	474,61	1,16	7,75	0,09	6,29
2003	7	26	1.913.186	31.007.497	268	630,98	2,60	9,70	0,30	4,91
2004	5	15	4.141.272	23.591.694	318	708,75	1,57	4,72	0,58	3,33
2005	8	21	3.921.173	18.785.733	329	596,72	2,43	6,38	0,66	3,15
2006	6	20	828.563	12.246.135	333	682,36	1,80	6,00	0,12	1,77
2007	4	12	2.871.034	18.846.553	317	785,44	1,26	3,79	0,37	2,40
2008	1	13	521.377	11.444.756	324	661,12	0,31	4,01	0,11	1,73
2009	2	15	3.149.978	40.254.593	356	979,73	0,56	4,21	0,40	4,11
2010	6	15	2.658.596	19.777.853	328	1.109,69	1,83	4,57	0,23	1,78
2011	4	21	4.484.376	18.147.835	343	1.149,84	1,17	6,12	0,39	1,58
2012	6	26	5.510.280	32.117.935	423	1.172,40	1,42	6,15	0,47	2,74
2013	5	16	1.767.222	19.543.574	422	981,79	1,18	3,79	0,18	1,99
2014	9	22	2.378.646	23.534.817	407	880,98	2,21	5,41	0,27	2,90
2015	6	15	1.432.176	3.806.980	418	895,11	1,44	3,59	0,16	0,43
2016	8	28	272.481	12.505.101	422	937,16	1,90	6,64	0,03	1,33
2017	9	18	3.114.675	4.398.170	630	1.468,90	1,43	2,85	0,21	0,30
Average	6	18	2.328.094	18.559.416	355	828,63	1,57	5,32	0,29	2,46
Total	99	328	41.905.684	334.069.492	6.391	14.915,27	n/a	n/a	n/a	n/a

(9) AUSTRALIA: SOURCES AND ACKNOWLEDGMENTS

CIA World Factbook, XE Currency Converter, European Audiovisual Observatory, Motion Pictures Distributors Association of Australia, Screen Australia, Rentrak, Lyngsat.com, Foxtel Australia, JustWatch.com, www.channellists.com, Research Informa. With special thanks to Andrew and Louise Urban.